

KRISHI VIGYAN KENDRA BAGALKOTE

ANNUAL REPORT- 2019

(FOR THE PERIOD FROM 01 January 2019 TO 31 December 2019)

KVK Address and Host Organization details

KVK Address	Telephone		E mail	Web Address
	Office	FAX		
Krishi Vigyan Kendra, Bagalkot – 587 101	08354 – 223543	08354 – 223543	kvkbgk@rediffmail.com kvk.Bagalkot@icar.gov.in	www.kvkbagalkot.com

Address	Telephone		E mail	Web Address
	Office	FAX		
University of Agricultural Sciences, Krishi Nagar, Dharwad – 580 005	0836-2447494	0836-2447783	deuasd@rediffmail.com	www.uasd.edu

GENERAL INSTRUCTIONS

Please read the instructions very carefully before starting preparation of the report

- Annual report is the most important document for the KVK and it directly reflects the overall achievements pertaining to the reported period. Hence due care need to be given by each KVK while preparing the report.
- Period of Report is from 01 January 2019 to 31 December 2019
- Action photographs with relevant captions covering various activities of the KVK in High resolution should be submitted separately in a CD/DVD along with this report.
- Prepare Summary tables carefully tallying with the relevant portions of the main report on all aspects.
- Retain the blank column and rows as such and do not merge the cells. Please specify NIL, wherever not applicable or details are not available.
- Check the names of varieties and hybrids and specify in the report.
- Check the units and totals of each data table
- Extension activity under celebrations for each important day, please insert separate rows and give appropriate data separately. Clubbing of data should be avoided.
- Success stories/case studies should be supported with data tables, graphs and photos.

PART I - GENERAL INFORMATION ABOUT THE KVK

1.1. Name and address of KVK with phone, fax and e-mail

KVK Address	Telephone		E mail	Web Address
	Office	Fax		
Krishi Vigyan Kendra, Bagalkote – 587 101	08354 – 223543	08354 – 223543	kvkbgk@rediffmail.com kvk.Bagalkot@icar.gov.in	www.kvkbagalkot.com

1.2 .Name and address of host organization with phone, fax and e-mail

Address	Telephone		E mail	Web Address
	Office	Fax		
University of Agricultural Sciences, Krishi Nagar, Dharwad – 580 005	0836- 2447494	0836-2447783	deuasd@rediffmail.com	www.uasd.edu

1.3. Name of the Programme Coordinator with phone & mobile No

Name	Telephone / Contact		
	Residence	Mobile	Email
Dr. Mouneshwari R. Kammar	6361122623	9448631170	mrkammar13@gmail.com

1.4. Year of sanction: 2005

1.5. Staff position as on 31 December 2019

Sl. No.	Sanctioned post	Name of the incumbent	Designation	M/F	Discipline	Highest Qualification (for PC, SMS and Prog. Asstt.)	Pay Scale	Basic pay	Date of joining KVK	Permanent /Temporary	Category (SC/ST/OBC/ Others)
1	Head/Senior Scientist	Dr. Mouneshwari R Kammar	Head/Senior Scientist	F	Home Science	Ph.D	37400 – 67000	46400	24.07.2017	Permanent	OBC
2	Scientist/SMS	Dr. Dineshkumar S P	Scientist/SMS	M	Agronomy	Ph.D	15,600-39,100		15-02-2017	Permanent	SC
3	Scientist/SMS	Dr. Sudha S.	Scientist/SMS	F	Plant Pathology	Ph.D	15,600-39,100	26360	03-04-2017	Permanent	SC
4	Scientist/SMS	Dr. Airadevi P Angadi	Scientist/SMS	F	Horticulture	Ph.D	15,600-39,100	25590	24-07-2017	Permanent	OBC

5	Scientist/SMS	Dr. Mahesh Kadagi	Scientist/SMS	M	Animal Science	Ph.D	15,600-39,100	25590	03-11-2017	Permanent	Others
6	Scientist/SMS	Mr. Arjun R S	Scientist/SMS	M	Ag. Entomology	M.Sc	15,600-39,100	22250	03-07-2018	Permanent	OBC
7	Scientist/SMS	Vacant	Scientist/SMS		Home Science	-	15,600-39,100	-	-	-	-
8	Technical Officer (Lab Tech.)	Mr. Siddappa C. Angadi	Programme Assistant (Lab Tech.)	M	Agril. Extension	M.Sc	9300 – 34800	19200	18-12-2008	Permanent	OBC
9	Programme Assistant (Computer)	Vacant	Programme Assistant (Computer)	-	-	-	9300 – 34800	-	-	-	-
10	Programme Assistant/ Farm Manager	Vacant	Programme Assistant/ Farm Manager	-	-	-	9300 – 34800	-	-	-	-
11	Assistant	Mr. A.S. Mannikeri	Assistant	M	Accountant	S.S.L.C	8000 – 14800	40900	02.07.2018	Permanent	SC
12	Jr. Stenographer	Vacant	Jr. Stenographer				8000 – 14800				
13	Driver - 1	Chandrashekar Makapur	Driver - 1	M	Driver (LV)	B.A.	11600 - 21000	24600	07-02-2018	Permanent	OBC
14	Driver - 2	Mr. Mahadeva V Pujari	Driver - 2	M	Driver (LV)	S.S.L.C.	11600 - 21000	28950	27-07-2017	Permanent	OBC
15	SS-1	Vacant	SS-1				11600-21000				
16	SS-2	Smt. Renuka Arawatagi	SS-2	F	Farm Labour	VII th	4800 – 7275	19500	7-10-2011	Permanent	OBC

1.6. Total land with KVK (in ha): 22.9 ha

S. No.	Item	Area (ha)
1	Under Buildings	0.80
2.	Under Demonstration Units	0.80
3.	Under Crops	19.3
4.	Orchard/Agro-forestry	2.0
5.	Others	-

1.7. Infrastructural Development:

A) Buildings

S. No.	Name of building	Source of funding	Stage					
			Complete			Incomplete		
			Completion Date	Plinth area (Sq.m)	Expenditure (Rs.)	Starting Date	Plinth area (Sq.m)	Status of construction
1.	Administrative Building	ICAR	31.03.2007	488.20	4700000			
2.	Farmers Hostel	ICAR	31.03.2007	299.31	2920000			
3.	Staff Quarters	ICAR	31.03.2007	399.72	3560000			
4.	Demonstration Units							
	Dairy Unit	GOK	2009-10		1403360			
	Vermicompost unit	RF	2017		701520			
	Farm pond	GoK						
	Azolla Unit	RF						
	Vermiwash Unit	UASD	2017		326732			
	Bio-digester Unit	UASD	2017		305012			
	Hydroponic Unit	UASD			40000			
	Vertical Garden	ICAR	31.07.2017		7000			
	Medicinal and aromatic plants block	RF	2017		50000			
	Goat rearing Unit	RF	2017		35000			
	IFS block under KBY	GOK	2017		250000			
	Vermicompost Sieving unit	RF	2017		25000			
	Shadenet House	UASD	2013-14		182640			
	Apiculture Unit	RF	2017		20000			
	Sericulture Unit	RF	2017					
	Horticulture Block	ICAR	2013-14					
	Four Wheeler Parkind shead	UASD	2017		998000			
	Entarance Gate	UASD	2017		986000			
	Seed Store room	UASD	2017		684000			
	Threshing yard	UASD	2017		994000			
5	Fencing							
6	Rain Water harvesting system							
7	Threshing floor	UASD	2017		100000			
8	Seed Processing unit	Seed Hub	2019		3500000			

B) Vehicles

Type of vehicle	Year of purchase	Cost (Rs.)	Total kms. Run	Present status
Bolero	2019	8,00,000	450Kms	Working
Tractor with trolley	2005	3,70,000	8568.5 hrs	Working
Motor Cycle (CD Deluxe)	2006	39,600	49533 Kms	Working
Motor Cycle (Passion)	2009	48,814	363409 Kms	Working

C) Equipment & AV aids

Name of the equipment	Year of purchase	Cost (Rs.)	Present status
Weighing machine	2005	325	Good Condition
Spring balance	2005	60	Good Condition
Plastic chairs	2005	12000	Good Condition
Xerox machine	2006	72000	Good Condition
Digital camera	2006	18450	Good Condition
Insect storage cabinet	2006	13200	Good Condition
Insect exhibition cabinet	2006	9000	Good Condition
Tractor drawn plough	2006	18500	Good Condition
Seed cum fertilizer drill	2006	9900	Good Condition
Computer	2007	29326	Good Condition
Laser printer	2007	20642	Good Condition
Scanner	2007	2600	Good Condition
Gas stove	2006	850	Good Condition
Mixer/grinder	2007	1650	Good Condition
Bakery oven	2007	4377	Good Condition
Notice board	2007	6750	Good Condition
White writing board	2007	3000	Good Condition
Sewing machine	2008	19700	Good Condition

Sprayers	2008	7781	Good Condition
Godrej Executive Table	2008	19333	Good Condition
Godrej office Table(T-104)	2008	101592	Good Condition
Godrej office Table(T-9)	2008	49650	Good Condition
Godrej computer work station	2008	28745	Good Condition
Godrej 4 drawer filing cabinet	2008	24848	Good Condition
Godrej almaras	2008	71754	Good Condition
Godrej 4 way book shelf	2008	25712	Good Condition
Godrej chairs	2008	52500	Good Condition
Godrej chairs	2008	25551	Good Condition
Godrej office chairs	2008	43975	Good Condition
Juicer	2009	7369	Good Condition
LCD mounting	2009	15400	Good Condition
Sony LCD television	2009	43950	Good Condition
Fax machine	2009	13950	Good Condition
Traditional chakky machines	2009	3000	Good Condition
Hero Honda (Passion plus) motor cycle	2009	48814	Good Condition
Envirofit choolhas	2009	2350	Good Condition
Acrylic Boards	2010	3505	Good Condition
Groundnut strippers	2010	3560	Good Condition
Rawa and Atta machine	2010	32513	Good Condition
Chop cutter machine	2010	28000	Good Condition
Pigeon gas stove, Pipe, Regulator	2010	2872	Good Condition
Aspee sprayers	2010	5530	Good Condition
Steel cots, Beds, Dining Table (big one with 30 chairs)	2010	199625	Good Condition
Hindalium pateli & lid, Plate S .S., Rice spoon for hostel	2010	3503	Good Condition
Dish TV – DTH set	2010	1980	Good Condition
Electronic Weighing Scale	2010	12800	Good Condition
Podiums	2010	12900	Good Condition
Bamboo yoke 12'	2010	660	Good Condition
Wooden yoke 8'	2010	1100	Good Condition
Intercultivation Hoe 12''	2010	2860	Good Condition
Intercultivation Hoe 18''	2010	3080	Good Condition

Intercultivation Hoe 24"	2010	3520	Good Condition
Wooden yoke (10' tines)	2010	550	Good Condition
Hostel utensils and accessories	2010	9434	Good Condition
Dairy Utensils and accessories	2011	690	Good Condition
Single bottom reversible mb plough	2011	46000	Good Condition
Two bottom reversible mb plough	2011	49000	Good Condition
Mouse USB	2011	220	Good Condition
Groundnut decorticator	2011	4500	Good Condition
EPABX accessories	2011	63615	Good Condition
7.5 KVA Generator	2011	92000	Good Condition
Hitachi cp X 4687 multimedia projector	2011	97610	Good Condition
Anand spiral seperator (250 to 300 kg)	2012	12000	Good Condition
Shewing machine LP1 Model DA-1	2012	8064	Good Condition
Tractor operated post hole digger	2012	42748	Good Condition
Light trap	2012	9975	Good Condition
Digital moisture meter	2012	49020	Good Condition
District Map (size 36"x40") – 3 No.s	2012	24750	Good Condition
pH meter (ELICO)	2012	23005	Good Condition
Tractor operated zero till machine	2012	47500	Good Condition
Bedsheet	2013	3800	Good Condition
ELICO Microprocessor	2013	23005	Good Condition
Tractor operated zero tills	2013	47500	Good Condition
Bhavani dehuller/pearler capacity	2013	56500	Good Condition
Stopper (Big size)	2013	920	Good Condition
Coconut climber ladder	2013	2500	Good Condition
Multi functional printer (Brother)	2014	9500	Good Condition
Nikon coolpix camera P520	2014	34793	Good Condition
Twin wheel hoe	2014	0	Good Condition
Bio-metric K-20 Machine	2015	14885	Good Condition
Hard disk 1TB	2015	4850	Good Condition
Bhaji choupali	2015	520	Good Condition
Bucket Small	215	410	Good Condition
Hp tablet + Charger (kit)	2015	0	Good Condition

Microtek UPS 110FB	2015	6050	Good Condition
Hi-power battery Is-150AH	2016	13200	Good Condition
Lab equipment stands	2016	8990	Good Condition
Lab equipment stands	2016	8990	Good Condition
UPS microteck 1125/V/A	2016	9600	Good Condition
Battery okaya 150 Ah	2016	9900	Good Condition
Revo Bag closer machine	2016	7699	Good Condition
Bund farmer kit	2016	3700	Good Condition
H.P. laerjet printer M-1005	2016	0	Good Condition
Lap top H.P. core i7	2016	60216	Good Condition
Sony Make LED Tv (32")	2016	33167	Good Condition
Canon photo copier	2016	228500	Good Condition
Fermentor	2016	141400	Good Condition
Godrej lock	2016	0	Good Condition
5 HP kirolskar oil engine	2016	39000	Good Condition
Bee colonies swith hive	2016	16000	Good Condition
Iron stand	2016	3400	Good Condition
Digital scale	2017	2200	Good Condition
Fibre angle scale 5 kg capacity	2017	700	Good Condition
2 kg to 500 gm scale	2017	260	Good Condition
HP Texmo Index based single Phase	2017	7855	Good Condition
R.O. System (Kent Park)	2017	55000	Good Condition
Supply and installation of CCTV-Cameras	2017	75028	Good Condition
UPS 2KVA Online UPS along with battery	2017	94500	Good Condition
Handy Planter	2017	4000	Good Condition
Mechanized Vermicompost sieving machine	2017	19470	Good Condition
Godrej Pad lock	2017	1300	Good Condition
½ H.P. Motor Pump set	2017	3400	Good Condition
450mm dia x2.5 mtr length rcc cattle trough	2017	10148	Good Condition
Pillow Cover	2017	1100	Good Condition
Students seminor chair	2018	84960	Good Condition
450 mm diameter x2.5 meter RCC trough	2018	2360	Good Condition
450 mm diameter x2.5 meter RCC trough	2018	2360	Good Condition

Onion storage structure	2018	15080	Good Condition
450 mm diameter x2.5 meter RCC trough	2018	14400	Good Condition
Name board google map & farm map	2018	8010	Good Condition
Square Mesh	2018	4680	Good Condition
Board frame	2018	12000	Good Condition
ASPEE battry sparayer	2019	3500	Good Condition
Fodder storage bin	2019	3000	Good Condition
Seed storage bin	2019	3000	Good Condition
laptop	2019	66400	Good Condition
Printer	2019	21448	Good Condition
Soil moisture meter	2019	1665	Good Condition
5 feet lader	2019	3860	Good Condition
Syntax	2019	5500	Good Condition
Barrel	2019	2000	Good Condition
Syntax	2019	5500	Good Condition
Barrel	2019	1000	Good Condition
Honeybee colonies	2019	4000	Good Condition
Table	2019	22000	Good Condition
Chair	2019	16847	Good Condition
Almera	2019	12000	Good Condition
Computer	2019	57200	Good Condition
Dinddu Farm equipment	2019	16500	Good Condition
Fridge	2019	19800	Good Condition
Seed processing plant	2019	1306095	Good Condition

1.8. Details of SAC meeting conducted during 2019

Date	Number of Participants	Salient Recommendations	Action taken	Remarks, if any
-	-	-	-	-
-	-	-	-	-

PART II - DETAILS OF DISTRICT

2.1 Major farming systems/enterprises (based on the analysis made by the KVK)

S. No	Farming system/enterprise
Rainfed Situation	
1	Greengram – Sorghum
2	Sunflower – Chickpea
3	Fallow – Sorghum
4	Bajra + Pigeon pea
5	Groudnnut + Pigeonpea
6	Sorghum + Pigeonpea
7	Sole Pigeonpea
8	Fallow – Chickpea
9	Goat, Sheep, Cows and Buffaloes rearing
Irrigated Situation	
10	Sugarcane based cropping system
11	Pomegranate based cropping system
12	Sapota based cropping system
13	Banana
14	Maize – Groundnut
15	Bajra-Groundnut
16	Maize-Sunflower
17	Soybean-Wheat
18	Turmeric
19	Onion-Chilli
20	Dairying
21	Goat/Sheep rearing
22	Agri. Horti, Agroforestry

2.2 Description of Agro-climatic Zone & major agro ecological situations (based on soil and topography)

S. No	Agro-climatic Zone	Characteristics
1	Northern Dry Zone of Karnataka, Zone-3	Very less rainfall (570.00 mm), 35-40 rainy days, Medium Black, Deep black and Red soils. Partly irrigated (35%), July and September are peak rainy months. All types of crops

1. Irrigated (35%)	are grown including Horticultural crops. Agricultural crops – Sugarcane, Sunflower, Maize, Groundnut, Horticultural crops – Pomegranate, grape, Sapota, Banana, Papaya, Mango Vegetables – Onion, Chilli, brinjal, tomato etc Spices – Turmeric, Chilli, Garlic, Ginger etc.
2. Rain-fed (65%)	Sorghum, Bajra, Greengram, Bengalgram, sunflower, Sesamum, Redgram, Safflower etc.

S. No	Agro ecological situation	Characteristics
1	Rainfed Irrigated Irrigated & rainfed	Deep black soils (Hungund, Bagalkot) Medium Black soil (Badami, Mudhol, Jamakhandi) Red soils (Badami, Bagalkot, Bilagi) Source – Well, Gataprabha Left Bank Canal (GLBC), Malaprabha Left Bank Canal (MLBC), Upper Krishna Project (UKP), Tank and lift irrigation

2.3 Soil type/s

S. No	Soil type	Characteristics	Area in ha
1	Black Soils	Possess a characteristically dark colour, ranging from dark brown to deep black. They are high in clay content, clay mostly belong to montmorillonitic group, and are sticky and plastic when wet. They show strong swelling and shrinkage with changes in moisture content and produce deep and wide cracks. Their limitation for crop production is because of their poor tillage and poor drainage. The black color may be due to presence of clay-humus complexes or titaniferous-magnetite compounds. The soils classified as shallow – possessing a depth of 30 cm or less, medium – 30 to 100 cm and deep black soils – 100 to 200 cm or even more. According to soil taxonomy the common orders, sub orders and great groups of black soils are as follows. Order – Vertisol Sub order – Torrerts and Usterts Great group – Torritorrerts, Ustorrerts, Torriusterts and Ustusterts	2,86,549
2	Red Soils	Well-drained soils, with clay enriched subsoil developed from granite, gneiss or schists under subtropical climate. The normal red soils have a pH around neutrality or acidic side. The A-horizon is dark reddish brown while B-horizon may have a dark brown color. The clay minerals become coated with red hematite or yellow limonite forming a reddish-yellow soil. Impure iron, alumina-silica concretions and quartz are common constituents of red soil. According to soil taxonomy the common orders, sub orders and great groups of red soils are	1,91,032

	as follows. Order – Alfisol and Ultisol Sub order – Ustalfs, Ustults, Aqults Great group – Haplustalfs, Rhodustalfs, Paleustalfs, Haplustults, Rhodoustults, Ochraqults	
--	--	--

2.4. Area, Production and Productivity of major crops cultivated in the district

S. No	Crop	Area (ha)	Production (Metric tons)	Productivity (kg /ha)
	Rice	0	0	0
	Jowar	900	1800	2000
	Ragi	0	0	0
	Maize	36500	149285	4090
	Bajra	3400	6800	2000
	Wheat	0	0	0
	M.Millets	0	0	0
	Total Cereals:	40800	157885	3870
	Tur	2100	3150	1500
	Bengalgram	0	0	0
	Horsegram	0	0	0
	Blackgram	0	0	0
	Greengram	200	160	800
	Cowpea	100	60	600
	Avare	0	0	0
	Mothbean (Madake)	0	0	0
	Total Pulses:	2400	3370	1404
	Total Foodgrains:	43200	161255	3733
	Groundnut	500	625	1250
	Sesamum	0	0	0
	Sunflower	5000	6000	1200
	Castor	0	0	0
	Niger	0	0	0
	Mustard	0	0	0

	Soyabean	3000	4500	1500
	Safflower	0	0	0
	Linseed	0	0	0
	Total Oilseeds:	8500	11125	1309
	Commercial Crops:			
	Cotton	1100	5500	5
	Sugarcane Planted	10300	1030000	100
	Sugarcane Ratoon	82900	6217500	75
	Tobacco (VFC)	0	0	0
	Tobacco (Beedi)	0	0	0
	GRAND TOTAL	146000		

* Please provide latest data from authorized sources. Please quote the source

2.5. Weather data

Month	Rainfall (mm)	Temperature °C		Relative Humidity (%)
		Maximum	Minimum	
Jan 2019	0	30.22	13.30	49
Feb 2019	0	33.5	16.4	44
March 2019	0	37.0	19.8	41
April 2019	1.2	39.3	23.5	44
May 2019	39.0	39.2	24.1	40
June 2019	153.0	33.2	22.9	62
July 2019	105.00	30.2	22.3	75
August 2019	66.2	29.8	21.8	82
September 2019	147.0	30.8	21.4	78
October 2019	203.4	28.7	21	81
November 2019	14.2	29.2	19.0	79
December 2019	0	28.2	16.9	78
Total	729.0			

* Source: ARS Bagalkote

2.6. Production and productivity of livestock, Poultry, Fisheries etc. in the district

Category	Population	Production	Productivity
Cattle			
<i>Crossbred</i>	223019	50000 tons	6.2 liters
<i>Indigenous</i>		19000 tons	2.26 liters
Buffalo	234727	77000 tons	3.12 liters
Sheep			
<i>Crossbred</i>	623211		15.23 kg, meat
<i>Indigenous</i>			
Goats	384471		0.6 litre, 14.730 kg, meat
Pigs			
<i>Crossbred</i>	-	-	-
<i>Indigenous</i>	20905	-	-
Rabbits	1394	-	-
Poultry			
Hens			
<i>Desi</i>	1835746	140 lakh (Eggs) & 73000 tons (Meat)	1.55 kg
<i>Improved</i>		1341 lakh (Eggs) & 73000 tons (Meat)	1.712 kg
Ducks	566	-	-
Turkey and others	3553	-	-

Category	Area	Production	Productivity
Fish	-	-	-
<i>Marine</i>	-	-	-
<i>Inland</i>	-	-	-
Prawn	-	-	-
Scampi	-	-	-
Shrimp	-	-	-

* Please provide latest data from authorized sources. Please quote the source

2.7 District profile maintained in the KVK has been **Updated** for 2019: Yes

2.8 Details of Operational area / Villages

Sl. No	Taluk	Name of the block	Name of the village	How long the village is covered under operational area of the KVK (specify the years)	Major crops & enterprises	Major problem identified	Identified Thrust Areas
.							

1	Bagalkot	Sigikeri, Shirur	Bagalkot, Rampur, Kaladagi	2	Sorghum	Low yield due to moisture stress	Introduction of high yielding varieties and ICM in pulses, horticulture crops Management of Emerging pests in Sugarcane (root aphid) and pigeonpea (Pentatomid Bug), fruit sucking moth in pomegranate Integrated Disease Management in pomegranate, nutrient management and yield enhancement in fruits Nutrition and reproductive health management in dairy, sheep and goat. Value addition to agriculture and horticulture produce
				2	Pigeon pea	Army worm, charcoal rot and lodging	
				5	Pomegranate	SMD and wilt in pigeon pea, Pentatomid bug, pod fly, Pod borer	
				1	Tomato	Bacterial blight and fruit sucking moth	
				5	Onion	Non availability of high yielding varieties	
				1	Ridge-gourd	Pest and diseases menace	
				1	Leafy vegetables	Low yielding varieties, weed menace, Seed rate, Micronutrient deficiencies, Pest and disease incidence Low yielding varieties	
				2	Watermelon	Use of local varieties, micronutrients	

2	Bilagi	Bilagi	Bilagi	2	Maize	Army worm (Mudhol)	
3	Badami	Hanapur	Badami	1 2	Groundnut Millets	Micronutrient deficiency and leaf webber Contingent crop for late monsoon onset Unavailability of high yielding varieties	horticulture crops Introduction of Millets as contingent crops
4	Hungund	Aminagada	Hungund	2 1	Sunflower Chickpea	Bihar redheaded hairy caterpillar Powdery mildew Necrosis Root rot, Wilt, Rust, pod borer	Management of Emerging pests in Sugarcane (root aphid) and pigeonpea (Pentatomid Bug), fruit sucking moth in pomegranate
5	Jamakhandi	Savalagi	Jamakhandi	2	Sugarcane	Root grub, Root aphid in sugarcane Micronutrient deficiency Stem borer, Shoot borer, Striga	Integrated Disease Management in pomegranate, nutrient management and yield enhancement in fruits Management of problematic soils through green manuring and soil amendments
6	Mudhol	Bidari	Mudhol, Iokapur, Budni	1	Wheat	Rust	Nutrition and reproductive health management in dairy, sheep and goat.

				2019-20 details			
--	--	--	--	------------------------	--	--	--

7	Hunagund	Aminagad	Benakanawari	1	Pearl millet	Monocropping Low yields	OFT on intercropping in bajra Group discussions and advisories FLD on Varietal introduction
					Onion	Lack of high yielding variety	FLD on FAW Trainings on nutrient management
					Maize	Fall Army worm (FAW) Nutriet management	FLD on stem rot management FLD on leaf minor management OFT on variety assessment of groundnut
					Groundnut	Stem rot Leaf miner menace Low yield due to local variety	FLD on root rot management EDP on pulse value addition NFSM demo on ICM and trainings
					Chickpea	Root rot and wilt No value addition Lack of knowledge on nutrient mgt	FLD on Bypass fat and UMMB FLD on fodder bank OFT on assessment of Kadaknath poultry birds
					Animal husbandary	Low milk yield (25%) Local variety of fodder Only backyard poultry	

8	Bagalkote	Bagalkote	Honakatti	1	Sugarcane	<p>Mono cropping and large area under cane Green manuring not practiced Low yield in cane due to Root grub, striga , borer Mechanization in harvesting</p>	<p>OFT on assessment of bioagents in S.cane Trainings on green manuring in sugarcane OFT on root grub management Method demonstrations and trainings FLD on mechanization in sugarcane</p>
					Maize	<p>Fall army worm and Pig problem in maize Indiscriminate use of fertilizers</p>	<p>FLD on FAW in maize Trainings, soil health camps and advisories</p>
					Grape	<p>Downy mildew, Powdery mildew Pink berry problem</p>	<p>FLD on DM and PM in grapes Advisories on pink berry mgt</p>
					Watermelon	<p>Viral and fungal diseases</p>	<p>FLD on IDM in watermelon</p>
					Sheep and goat	<p>Disease menace Poor Health management Infertility</p>	<p>FLD on IHM on sheep and Goat, Trainings and health camps Management oestrous cycle</p>
					Chickpea	<p>Prevalence of powdery mildew</p>	<p>FLD on PM tolerant variety</p>

2.9 Details of Benchmark Information collected from DFI villages

Sl.No.	Taluk	Name of the block	Name of the village	Name of the Head of Household	Annual Gross Income (Rs.)	Annual Expenditure (Rs.)	Annual Net Income (Rs.)
01	Bagalkote	Anagawadi	Honaralli	Basavaraj MallappaBasegouda	254000	46000	208000
02	Bagalkote	Anagawadi	Honaralli	RamannaIrappaGaniger	140000	12000	128000
03	Bagalkote	Anagawadi	Honaralli	RamanagoudaNinganagouda Patil	210000	72000	138000
04	Bagalkote	Anagawadi	Honaralli	ShivappaRaghappaMadar	70000	32000	38000
05	Bagalkote	Anagawadi	Honaralli	Shivappa	36000	6000	30000
06	Bagalkote	Anagawadi	Honaralli	Bhimangouda	200000	70000	130000
07	Bagalkote	Anagawadi	Honaralli	SomappaYamanappaMeti	210000	120000	90000
08	Bagalkote	Anagawadi	Honaralli	HanamantaMaliyappaKuri	450000	250000	200000
09	Bagalkote	Anagawadi	Honaralli	Rukamavva Babu Madar	130000	70000	60000
10	Bagalkote	Anagawadi	Honaralli	Yallappa Pati	50000	20000	30000
11	Bagalkote	Anagawadi	Honaralli	Shivappa H Bhagavati	148000	110000	38000
12	Bagalkote	Anagawadi	Honaralli	ShivappaSangappaHosagol	507000	144000	363000
13	Bagalkote	Anagawadi	Honaralli	Muttanagouda Patil	310000	216000	94000
14	Bagalkote	Anagawadi	Honaralli	NingappaMeti	170000	33000	137000
15	Bagalkote	Anagawadi	Honaralli	RangappaMAalappaKuri	100000	40000	60000
16	Bagalkote	Anagawadi	Honaralli	SabannaHuded	540000	250000	290000
17	Bagalkote	Anagawadi	Honaralli	HanamanthMeti	210000	90000	120000
18	Bagalkote	Anagawadi	Honaralli	Rudrappa M Meti	80000	30000	50000
19	Bagalkote	Anagawadi	Honaralli	Yallappahabbad	75000	40000	25000
20	Bagalkote	Anagawadi	Honaralli	Sangappabhadagi	210000	12000	90000
21	Bagalkote	Anagawadi	Honaralli	Maleyappa	175000	100000	75000
22	Bagalkote	Anagawadi	Honaralli	Mallappameti	250000	200000	50000
23	Bagalkote	Anagawadi	Honaralli	Siddaramappatil	300000	195000	105000
24	ilakal	Aminagad	Benakanawari	HanamappaRamappaAntartani	1000000	500000	500000

25	ilakal	Aminagad	Benakanawari	ShivappaSulled	120000	50000	70000
26	ilakal	Aminagad	Benakanawari	Sivappa Y Antartani	150000	60000	90000
27	ilakal	Aminagad	Benakanawari	Hanamappa D Ihole	300000	100000	200000
28	ilakal	Aminagad	Benakanawari	MasappaMallappaKamatar	160000	70000	90000
29	ilakal	Aminagad	Benakanawari	MakashappaSulled	500000	250000	250000
30	ilakal	Aminagad	Benakanawari	Ningappa R Ihole	450000	200000	250000
31	ilakal	Aminagad	Benakanawari	Siddappa Sulled	350000	140000	210000
32	ilakal	Aminagad	Benakanawari	Mallappa Golli	120000	60000	60000
33	ilakal	Aminagad	Benakanawari	YalaguradappaTimmanna Golli	100000	70000	30000
34	ilakal	Aminagad	Benakanawari	HanamappaMadar	500000	250000	250000
35	ilakal	Aminagad	Benakanawari	SatyavvaMadar	73000	23500	49500
36	ilakal	Aminagad	Benakanawari	SiddappaRSulled	175000	90000	85000
37	ilakal	Aminagad	Benakanawari	Siddappa R Kamatar	350000	180000	170000
38	ilakal	Aminagad	Benakanawari	RamappaKotagi	79000	55000	24000
39	ilakal	Aminagad	Benakanawari	Siddappa Antartani	76000	66000	10000
40	ilakal	Aminagad	Benakanawari	SatyappaGaddad	105000	72000	33000
41	ilakal	Aminagad	Benakanawari	Manjunath Antartani	79000	57000	22000
42	ilakal	Aminagad	Benakanawari	GulappaAntartani	81000	60000	21000
43	ilakal	Aminagad	Benakanawari	SangappaAngadi	83000	59000	24000
44	ilakal	Aminagad	Benakanawari	BassappaAngadi	121000	84000	37000
45	ilakal	Aminagad	Benakanawari	ShivappaAntartani	100000	74000	26000
46	ilakal	Aminagad	Benakanawari	Basavaraj Ihole	58000	48000	10000
47	ilakal	Aminagad	Benakanawari	HanamappaIhole	63000	42000	21000
48	ilakal	Aminagad	Benakanawari	HanamanthGoudar	103000	87000	16000
49	ilakal	Aminagad	Benakanawari	YalaguradagoudaGoudar	120000	93000	27000
50	ilakal	Aminagad	Benakanawari	Shivappa Sulled	88000	77000	11000
51	ilakal	Aminagad	Benakanawari	ShivavvaSulled	99000	78000	21000
52	ilakal	Aminagad	Benakanawari	SangappaBellda	97000	87000	10000
53	ilakal	Aminagad	Benakanawari	ChinnappaAngadi	89000	75000	14000
54	ilakal	Aminagad	Benakanawari	YamanappaMadar	28000	23000	5000

55	ilakal	Aminagad	Benakanawari	Parappa Madar	63000	50000	13000
56	ilakal	Aminagad	Benakanawari	Yamanappa p Madar	89000	70000	19000
57	ilakal	Aminagad	Benakanawari	NilappaMadar	95000	72000	23000
58	ilakal	Aminagad	Benakanawari	TayappaMadar	51000	43000	8000
59	ilakal	Aminagad	Benakanawari	Laxman B Valikar	150000	78000	72000
60	ilakal	Aminagad	Benakanawari	Hanamappa B Sulled	95000	72000	23000
61	ilakal	Aminagad	Benakanawari	FakirappaWalikar	93000	68000	25000
62	ilakal	Aminagad	Benakanawari	Sannahanamappa Golli	85000	35000	50000
63	ilakal	Aminagad	Benakanawari	Siddappa Walikar	120000	73000	47000
64	ilakal	Aminagad	Benakanawari	Hanamappa H Walikar	135000	88000	47000
65	Bagalkote	Bagalkote	Honnakatti	ShivalingappaTalavar	450000	220000	230000
66	Bagalkote	Bagalkote	Honnakatti	BasappaRamatal	550000	280000	270000
67	Bagalkote	Bagalkote	Honnakatti	Nagappa H Walikar	130000	750000	55000
68	Bagalkote	Bagalkote	Honnakatti	Parasappa R Hawaldar	375000	186000	189000
69	Bagalkote	Bagalkote	Honnakatti	Irappa M Kyadad	280000	125000	155000
70	Bagalkote	Bagalkote	Honnakatti	Sabanna B Dodamani	125000	70000	55000
72	Bagalkote	Bagalkote	Honnakatti	Muttappa	75000	36000	39000
73	Bagalkote	Bagalkote	Honnakatti	Hanamantappa B Goudar	110000	55000	55000
74	Bagalkote	Bagalkote	Honnakatti	Basappa S Dammur	900000	560000	340000
75	Bagalkote	Bagalkote	Honnakatti	Basappa D Dammur	400000	220000	180000
76	Bagalkote	Bagalkote	Honnakatti	Maruti y Suryavmshi	58000	30000	28000
77	Ilakal	Amingad	Benakanawari	Siddappakamatar	70000	50000	20000
78	Ilakal	Amingad	Benakanawari	Adiyappawalika	65000	38000	27000
79	Ilakal	Amingad	Benakanawari	Shivappasullad	88000	49000	39000
80	Ilakal	Amingad	Benakanawari	Siddappa sullad	225000	120000	105000
81	Ilakal	Amingad	Benakanawari	Yamanappasullad	135000	88000	47000
82	Ilakal	Amingad	Benakanawari	Hanamantappaantartani	56000	34000	22000
83	Ilakal	Amingad	Benakanawari	Maheshkamatar	63000	39000	24000
84	Ilakal	Amingad	Benakanawari	Kapalappawalikar	225000	93000	132000
85	Badami	Badami	Kaikanatti	Krishnappahalemani	250000	128000	122000

86	Badami	Badami	Kaikanatti	Hemavatihosamani	189000	960000	93000
87	Badami	Badami	Kaikanatti	Ninganagoudahosamani	224000	142000	82000
88	Badami	Badami	Kaikanatti	Huchhappayragatti	189000	120000	69000
89	Badami	Badami	Kaikanatti	Venkateshhosamani	298000	189000	109000
90	Badami	Badami	FakiraBudihal	Irappajambagi	110000	70000	40000
91	Badami	Badami	Kaikanatti	Krishnappahalemani	230000	152000	78000
92	Badami	Badami	FakiraBudihal	Kasturavvapatil	450000	295000	155000
93	Badami	Badami	FakiraBudihal	Beerappakarigar	85000	45000	40000
94	Badami	Badami	FakiraBudihal	Dilippatil	240000	125000	115000
95	Badami	Badami	FakiraBudihal	Jagadishwalikar	250000	156000	94000
96	Badami	Badami	FakiraBudihal	Havaleppamadar	143000	78000	65000
97	Badami	Badami	Hosakoti	Venkappa naik	250000	153000	97000
98	Badami	Badami	Hosakoti	Timmanna	189000	88000	101000
99	Badami	Badami	Hosakoti	PadmavatiOraddi	356000	260000	96000
100	Badami	Badami	Hosakoti	BalappaOraddi	459000	286000	173000
101	Badami	Badami	Hosakoti	Shushmagoudar	128000	78000	50000
102	Badami	Badami	Hosakoti	Ramanagoudagoudar	235000	145000	90000
103	Badami	Badami	Hosakoti	HanamantagoudaGoudra	456000	265000	191000
104	Badami	Badami	Havalakod	Yankappayaragatti	300000	156000	144000
105	Badami	Badami	Havalakod	Krishnappayaragatti	326000	180000	146000
106	Badami	Badami	Havalakod	Padmavatiyaragatti	298000	140000	158000
107	Badami	Badami	Havalakod	Praveenyaragatti	318000	156000	162000
108	Badami	Badami	Havalakod	Krishnappatimmapur	358000	198000	160000
109	Badami	Badami	Narenuru	Siddukorti	98000	54000	44000
110	Badami	Badami	Hosakoti	Gangappa	78000	64000	14000
111	Badami	Badami	Saganur	Bayavvapatil	59000	46000	13000
112	Badami	Badami	Malagi	ParasappaHireholi	356000	256000	100000
113	Badami	Badami	Jalageri	Shantavvakarigar	623000	365000	258000
114	Badami	Badami	Siparamatti	Savitagoudra	496000	231000	265000
115	Bagalkote	Kaladagi	Udagatti	NingppaNaikar	89000	52000	37000
116	Bagalkote	Sitimani	Bilakerur	Lakkappabangari	256000	123000	133000
117	Bagalkote	Sitimani	Bilakerur	Karavirayyahosamat	235000	125600	109400
118	Bagalkote	Sitimani	Bilakerur	Renakabajainapur	215000	143000	72000

119	Hunagund	Hunagunda	Nandanuru	Andaneppahagedal	98000	74000	24000
120	Bagalkote	Bagalkote	Bevuru	Gourishankarbhairamatti	213000	142000	71000
121	Bagalkote	Bagalkote	Bevuru	Huchheshharagabal	780000	380000	400000
122	Bagalkote	Bagalkote	Bevuru	Gulappahachcholli	185000	125000	60000
123	Bagalkote	Bagalkote	Bevuru	Veereshjamakatti	124000	78000	46000
124	Bagalkote	Bagalkote	Bevuru	Mallammakagala	198000	123000	75000
125	Bagalkot	Sitimani	Bilakerur	Mallappamelligeri	123000	74000	49000
126	Bagalkot	Sitimani	Bilakerur	Basappanariyavar	412000	256000	156000
127	Bagalkot	Sitimani	Bilakerur	Ayyappakoti	369000	142000	227000
128	Bagalkote	Bagalkote	Sangapur	Siddappabangari	126000	75000	51000
129	Bagalkote	Sitimani	Bilkerur	Hanamanthmelad	156000	69000	87000
130	Jamakhandi	Savalagi	KhajiBilagi	Mahaveermuttur	168000	79000	89000
131	Jamakhandi	Savalagi	Kuragod	Suvarnamuttur	142000	76000	66000
132	Jamakhandi	Savalagi	Kuragod	Shantavvajagouda	324000	195000	129000
133	Jamakhandi	Savalagi	Kuragod	Jayashreemuttur	198000	96000	102000
134	Jamakhandi	Savalagi	Savalagi	Mahaveerbetakihal	145000	88000	57000
135	Jamakhandi	Savalagi	Savalagi	Champavvabetakihal	143000	79000	64000
136	Jamakhandi	Savalagi	Tungal	Bharateshbetakale	390000	186000	204000
137	Badami	Kerur	Anawala	Bhimanagouda Nayak	650000	311000	339000

2.10 Priority thrust areas

S. No	Thrust area
1	Varietal introduction, ICM, organic farming, introduction of high value crops, nutrition management and breed improvement in poultry. Soil and water conservation, FFS on onion
2	Pest and Disease management in commercial crops, pulses, cereals and fruit crops (FAW, Rhizome rot, wilt, leaf minor, stem rot etc)
3	Intercropping in bajra, sugarcane, turmeric, introduction of alternate crop to sugarcane
4	Entrepreneurship Development on pulses

PART III - TECHNICAL ACHIEVEMENTS (2019)**3.A. Target and Achievements of mandatory activities**

OFT				FLD			
1				2			
OFTs (No.)		Farmers (No.)		FLDs (No.)		Farmers (No.)	
Target	Achievement	Target	Achievement	Target	Achievement	Target	Achievement
6	6	25	25	23	23	162	162

Training				Extension Programmes			
3				4			
Courses (No.)		Participants (No.)		Programmes (No.)		Participants (No.)	
Target	Achievement	Target	Achievement	Target	Achievement	Target	Achievement
41	41	1300	1164	10	8	150	100

Seed Production (Q)		Planting material (Nos.)	
5		6	
Target	Achievement	Target	Achievement
113.09	113.09	2000	1286

Livestock, poultry strains and fingerlings (No.)		Bio-products (Kg)	
7		8	
Target	Achievement	Target	Achievement
0	0	1000	830

3.B1. Abstract of interventions undertaken

S. No	Thrust area	Crop/ Enterprise	Identified Problem	Interventions											
				Title of OFT if any	Title of FLD if any	Number of Training (farmers)	Number of Training (Youths)	Number of Training (extension personnel)	Extension activities (No.)	Supply of seeds (Qtl.)	Supply of planting materials (No.)	Supply of livestock (No.)	Supply of bio products		
1		Bajara		Assessment of intercropping system in Bajara							6 Kg bajra 10 Cowpea			No. 2	Kg 2
2		Turmeric		Management of Rhizome rot in turmeric							Captan 50 WP @3 kg Copper Oxy Chloride 50 WP @3 kg Lime @3 kg Metalaxyl 35 WS @3 kg Mancozeb 80 WP @3 kg			2	18
3		Sugarcane		Assessment of different compost culture in sugarcane trash decomposition (R/S)							Compost culture 3 Kg Waste decomposer			0	0
4		Sugarcane		Assessment of bio pesticide for Root grub management in Sugar cane							Metarhizium anisopliae, @2.5kg/ac Application of Heterorabditis indica @4kg/ac			0	0
5		Poultry		Evaluation of performance of Kadaknath birds with other poultry birds							Three weeks old chicks Vaccines and Medications 20 Three weeks old chicks Vaccines and Medications 20			0	0

6		Pulse intercrop with Sugarcane		Assessment of pulse performance as intercrop in sugarcane						Cowpea (DC-15) 25 kg JAKI-9218 25 kg			2	5
7		Groundnut			Demonstration of Dh-256 high Yielding Groundnut Variety					Seeds (Dh-256) 30 kg			2	2
8		Chickpea			Demonstration of heat tolerant variety JG-14 for late sowing condition under irrigated situation					Seeds (JG-14) 25 Kg			2	2
9		Sugarcane			Introduction of cotton-cowpea as an alternate cropping system for sugarcane					Cotton (Ajeet-155) 900 g Cowpea (DC-15) 5 kg			0	0
10		Sugarcane			Demonstration of Insitu Green manuring in sugar cane					Sunhemp/Dhaincha seeds (24 kg/ac)			0	0
11		Sugarcane			Demonstration of Mechanical harvesting of Sugarcane					-			0	0
12		Sugarcane			Management of rootgrub in Sugarcane					Metarhizium anisopliae,			2	50
13		Onion			Demonstration of weed management in onion					-			0	0
14	Horticulture	Onion	Use of local variety, pest and disease incidence		Demonstration of New onion variety Bhima Dark red					Seeds: Bhima dark red variety 2 kg /trial			0	0
15		Groundnut			Management of Stem rot and leaf minor in Ground nut					-			1	30
16		Chickpea			Management of wilt & root rot in chickpea					-			1	30

17		Pulse			Value addition to pulses					-			0	0
18		Watermelon			Integrated disease management in water melon					-			2	30
19		Grapes			Management of Powdery Mildew & downy mildew in grapes								1	15
20		Maize			Management of Fall army worm in Maize					-			0	0
21		Sorghum			Management of fall army worm in Rabi Sorghum					-			0	0
22		Okra			Introduction of new high yielding okra – Arka Nikhita					Arka Anamika 3 kg			0	0
23		Cluster bean			Integrated crop management on cluster bean Pusa Navbahar					Pusa Navbahar 3 kg			0	0
24		Livestock			Demonstration of Indigenous Progesterone sponge in Synchronization of estrous in Sheep & Goat							-	0	0
25		Livestock			Supplementation of By pass fat for higher milk yield & fat in diary animals							-	0	0
26		Livestock			Demonstration of Integrated health management in Sheep & Goat							-	0	0
27		Livestock			Management of anoestrus in Cattle & Buffalo							-	0	0
28		Pomegranate			Demonstration on wilt Management in Pomegranate					-			3	225

29		Radish			Demonstration of high yielding radish variety Arka Nishant					arka Nishant 1.5 kg			0	0
----	--	--------	--	--	--	--	--	--	--	------------------------	--	--	---	---

3.B2. Details of technology used during reporting period

Sl.No	Title of Technology	Source of technology	Crop/enterprise	No. of programmes conducted			
				OFT	FLD	Training	Others (Specify)
	2	3	4	5	6	7	8
1	Assessment of intercropping system in Bajra	TNAU, UASD		1			
2	Management of Rhizome rot in turmeric	UHS Bagalkot, UAS, Bangalore, TNAU, Coimbatore		1			
3	Assessment of different compost culture in sugarcane trash decomposition (R/S)	UASD, NCOFG		1			
4	Assessment of bio pesticide for Root grub management in Sugar cane	UASD, NBAIRB		1			
5	Evaluation of performance of Kadaknath birds with other poultry birds	KVK, Jhabhu, MP	poultry birds	1	0	0	0
6	Assessment of pulse performance as intercrop in sugarcane	TNAU, IIPR, Kanpur		1			
7	Demonstration of Dh-256 high Yielding Groundnut Variety	UAS, Dharwad			1		
8	Demonstration of heat tolerant variety JG-14 for late sowing condition under irrigated situation	UAS, Raichur			1		
9	Introduction of cotton-cowpea as an alternate cropping system for sugarcane	UAS, Dharwad			1		
10	Demonstration of Insitu Green manuring in sugar cane	UAS, Dharwad			1		
11	Demonstration of Mechanical harvesting of Sugarcane	-			1		
12	Management of rootgrub in Sugarcane	UAS, Dharwad			1		
13	Demonstration of weed management in onion	UAS, Dharwad			1		
14	Demonstration of New onion variety Bhima Dark red	DOGGR, Rajgurunagar	Onion	0	1	0	0
15	Management of Stem rot and leaf minor in Ground nut	UAS, Dharwad			1		
16	Management of wilt & root rot in chickpea	UAS, Dharwad			1		

				3	0	2	0	0	0	0	0	0	0	0	0
				5	0	0	0	20	0	5	0	0	0	0	0
				5	0	0	0	0	0	0	0	0	0	0	0
				3	0	0	0	18	0	0	0	0	0	0	0
				8	0	2	0	36	0	0	0	0	0	0	0
				3	0	5	2	0	0	0	0	0	0	0	0
				7	0	2	1	18	0	0	0	0	0	0	0
				2	0	3	0	36	0	8	0	0	0	0	0

Management										
Integrated Crop Management										
Integrated Disease Management										
Small Scale Income Generation Enterprises										
Weed Management										
Resource Conservation Technology										
Farm Machineries										
Integrated Farming System										
Seed / Plant production										
Value addition										
Drudgery Reduction										
Storage Technique										
Mushroom cultivation										
Total										

4.A3. Abstract on the number of technologies assessed in respect of livestock enterprises

Thematic areas	Cattle	Poultry	Piggery	Rabbit	Fisheries	TOTAL
Evaluation of Breeds	0	1	0	0	0	0
Nutrition Management	0	0	0	0	0	0
Disease of Management	0	0	0	0	0	0
Value Addition	0	0	0	0	0	0
Production and Management	1	0	0	0	0	0
Feed and Fodder	0	0	0	0	0	0
Small Scale income generating enterprises	0	0	0	0	0	0
TOTAL	1	1	0	0	0	0

4.A4. Abstract on the number of technologies refined in respect of livestock enterprises

Thematic areas	Cattle	Poultry	Piggery	Rabbit	Fisheries	TOTAL
Evaluation of Breeds	0	0	0	0	0	0
Nutrition Management	0	0	0	0	0	0
Disease of Management	0	0	0	0	0	0
Value Addition	0	0	0	0	0	0
Production and Management	0	0	0	0	0	0
Feed and Fodder	0	0	0	0	0	0

Small Scale income generating enterprises	0	0	0	0	0	0
TOTAL	0	0	0	0	0	0

4.B. Achievements on technologies Assessed and Refined

4.B.1. Technologies Assessed under various Crops

Thematic areas	Crop	Name of the technology assessed	No. of trials	Number of farmers	Area in ha (Per trial covering all Technological Options in a farm)
Integrated Nutrient Management	Human Nutrition	Assessment of tools for standardizing dietary intakes in farm families	3	30	-
Varietal Evaluation	Chickpea	Assessment of high yielding heat tolerant chickpea variety JG-14 under irrigated condition	3	3	3.6
Integrated Pest Management					
Integrated Crop Management	Bajra cropping system	Assessment of intercropping system in Bajra	3	3	4.8
Integrated Disease Management	Turmeric	Management of Rhizome rot in turmeric	3	3	1.2
	Sugarcane	Assessment of bio pesticide for Root grub management in Sugar cane	3	3	1.2
Small Scale Income Generation Enterprises					
Weed Management					
Resource Conservation Technology	Sugarcane	Assessment of different compost culture in sugarcane trash decomposition (R/S)	10	10	6
Farm Machineries					
Integrated Farming System					
Seed / Plant production					
Value addition					

Drudgery Reduction					
Storage Technique					
Mushroom cultivation					
Other ICM					
	Pulse intercrop with Sugarcane	Assessment of pulse performance as intercrop in sugarcane	3	3	3.6
Total			25	25	16.8

4.B.2. Technologies Refined under various Crops

Thematic areas	Crop	Name of the technology assessed	No. of trials	Number of farmers	Area in ha (Per trial covering all Technological Options in a farm)
Integrated Nutrient Management					
Varietal Evaluation					
Integrated Pest Management					
Integrated Crop Management					
Integrated Disease Management					
Small Scale Income Generation Enterprises					

Weed Management					
Resource Conservation Technology					
Farm Machineries					
Integrated Farming System					
Seed / Plant production					
Value addition Drudgery Reduction					
Storage Technique Mushroom cultivation					
Total					

4.B.3. Technologies assessed under Livestock and other enterprises

Thematic areas	Name of the livestock enterprise	Name of the technology assessed	No. of trials	No. of farmers
Evaluation of breeds	Evaluation of performance of Kadaknath birds with other poultry birds	3	3	3
Nutrition management	0	0	0	0
Disease management	0	0	0	0
Value addition	0	0	0	0
Production and management (sheep and goat)	Assessment of sponge for synchronization of estrus in sheep and goat	Oestrus synchronization insheep and goat	3	18
Feed and fodder	0	0	0	0
Small scale income generating enterprises				
Total	2		6	6

4.B.4. Technologies Refined under Livestock and other enterprises

Thematic areas	Name of the livestock enterprise	Name of the technology assessed	No. of trials	No. of farmers
Evaluation of breeds	0	0	0	0
Nutrition management	0	0	0	0
Disease management	0	0	0	0
Value addition	0	0	0	0
Production and management	0	0	0	0
Feed and fodder	0	0	0	0
Small scale income generating enterprises	0	0	0	0
Total	0	0	0	0

OFT Results 2018-19 Concluded

4.C1. Results of Technologies Assessed

1) Results of On Farm Trial : Chickpea

Crop/enterprise	Farming situation	Problem definition	Title of OFT	No. of trials	Technology Assessed	Source of technology	Yield	Unit of yield	Observations other than yield	Net Return Rs. / unit	BC Ratio	Remarks if any
1	2	3	4	5	6	7	8	9	10	11	12	13
Chickpea	Irrigated	Lack of high yielding Chickpea variety for late sowing, after harvest of Pigeonpea	Assessment of high yielding heat tolerant Chickpea variety JG-14 under irrigated condition	3	TO.1: JG-11 62.5 Kg/ha	Farmers practice	13.50	q/ha	Plant height (cm), No. of Pods/Plant, 100 seed weight (g), Wilt (%), % pod damage	24775	1.85	
					T.O.2: 2:JAKI-9218 62.5 Kg/ha	UAS, Dharwad	16.33	q/ha		36108	2.24	
					T.O.3: JG-14 62.5 Kg/ha	UAS, Raichur	18.58	q/ha		45108	2.54	

Growth and Yield parameters of chickpea varieties

Variety	Yield (q/ha)	Plant height (cm)	No. of Pods/Plant	100 seed weight (g)	Wilt (%)	% pod damage
JG-11	13.50	25.5	43.7	24.2	8.9	12.9
JAKI-9218	16.33	31.2	50.5	24.6	8.5	13.4
JG-14	18.58	40.4	68.4	24.4	8.2	12.3

4.C2. Details of Successfully completed / concluded technology assessment (support with necessary summary of data and photographs)

1. Title of Technology Assessed : Assessment of high yielding heat tolerant Chickpea variety JG-14 under irrigated condition
2. Performance of the Technology on specific indicators: JG-11 performs poor under late sown condition due to heat stress.
3. Specific Feedback from farmers : JG-14 is good yielding and it is suitable for later sowing condition which tolerate the temperature/heat.
4. Specific Feedback from Extension personnel and other stakeholders: Among the three varieties of chickpea (JG-11, JAKI-9218 and JG-14) JG-14 performance was good followed by JAKI-9218 under late sown irrigated condition.
5. Feedback to Research System based on results and feedback received: JG-14 needs further studies on different sowing dates and fertilizers.

4.C1. Results of Technologies Assessed Results of On Farm Trial : Turmeric

Crop/ enterprise	Farming situation	Problem definition	Title of OFT	No. of trials	Technology Assessed	Source of technology	Yield (q/ha)	Unit of yield	Observations other than yield	Net Return Rs. / unit	BC Ratio	Remarks if any
1	2	3	4	5	6	7	8	9		11	12	13
Turmeric	Irrigated	Low yield due to rhizome rot disease (30-35%)	Management of rhizome rot in turmeric	5	T.O.1 (Farmers practice) 0.3% Captan 50 WP 1%BM , Rhizome treatment and drenching	FP	37.76	(q/ha)	Plant height (cm), No of fresh leaves, Rhizome weight(g), PDI (%) rhizome rot, PDI (%) leaf spot	181750	2.51	
					T.O.2: 2:0.3% Captan 1% BM, 2g Metalaxyl 75 WP + Mancozeb 75 WP, Rhizome treatment and Drenching	UAS,B	45.74	(q/ha)		255420	3.31	
					T.O.3: 3:0.3% COC +3g/lit Metalaxyl 75 WP Application of Pseudomonas and Trichoderma 2.5kg/ac, Rhizome	TNAU	51.24	(q/ha)		307920	4.02	

					intravaginally and remove it after 12 days	Avikanagar						
--	--	--	--	--	--	------------	--	--	--	--	--	--

Assessment of indigenous Progesterone sponge in synchronization of estrous in sheep additional parameters other than yield

Parameters	No. of ewes in estrus	Estrous Response (% Animal in Heat)	Heat onset (hr)
TO1	6/18	33.3	-
TO2	17/18	94.4	31.00
TO3	18/18	100	29.30

4. C2. Details of Successfully completed / concluded technology assessment (support with necessary summary of data and photographs)

1. Title of Technology Assessed: **Assessment of indigenous Progesterone sponge in synchronization of estrous in sheep**
2. Performance of the Technology on specific indicators:
3. Specific Feedback from farmers:
4. Specific Feedback from Extension personnel and other stakeholders
5. Feedback to Research System based on results and feedback received

4.C1. Results of Technologies Assessed

Results of On Farm Trial : Human Nutrition

Crop/ enterprise	Farming situation	Problem definition	Title of OFT	No. of trials	Technology Assessed	Source of technology	Yield (q/ha)	Unit of yield	Observations other than yield	Net Return Rs. / unit	BC Ratio	Remarks if any
1	2	3	4	5	6	7	8	9		11	12	13
Human Nutrition	-	Non of the	Assessment of methods for nutritional adequacy in Agrobased farming system	10	TO1: 24 Hr Recall method TO2: Food Frequency questionnaire TO3: Diet recall method TO4: Household Diet Diversity				Dietary pattern Nutritional adequacy Morbidity Status			

					Score							

Particulars	ICMR r ICMR recommendation Recommendation	24 hr recall method 24 hr recall method	3 days recall method 3 days recall method	Food fr Food frequency questionnaire Frequency questionnaire	HDDS
Cereals		293	350	-	1
Millets		-	-	-	1
Pulses		17	20	--	1
GLV		15	20	--	1
Other vegetables		48	50	-	1
Roots and Tubers		65	85	-	1
Nuts and oilseeds		62	50	-	1
Fruits		31	50	-	1
Fresh foods		15	15	-	1
Milk and Milk products		75	100	-	1
Fats and oils		15	15	-	1
Sugar and Jaggery		15	25	-	1

4. C2. Details of Successfully completed / concluded technology assessment (support with necessary summary of data and photographs)

1. Title of Technology Assessed: **Assessment of methods for nutritional adequacy in Agro-based farming system**
2. Performance of the Technology on specific indicators:
3. Specific Feedback from farmers :
4. Specific Feedback from Extension personnel and other stakeholders: **24 hours recall was found suitable for all the purpose and it can be used for eliciting the data from households**
5. Feedback to Research System based on results and feedback received

4.C2. Details of Successfully completed / concluded technology assessment (support with necessary summary of data and photographs)

1. Title of Technology Assessed : Assessment of high yielding heat tolerant Chickpea variety JG-14 under irrigated condition
2. Performance of the Technology on specific indicators:
3. Specific Feedback from farmers :
4. Specific Feedback from Extension personnel and other stakeholders
5. Feedback to Research System based on results and feedback received

3) Results of On Farm Trial : Livestock

Crop/ enterprise	Farming situation	Problem definition	Title of OFT	No. of trials	Technology Refined	Source of technology	Yield	Unit of yield	Observations other than yield	Net Return Rs. / unit	BC Ratio	Remarks if any
1	2	3	4	5	6	7	8	9	10	11	12	13
Livestock	-											

4. C2. Details of Successfully completed / concluded technology assessment (support with necessary summary of data and photographs)

1. Title of Technology Assessed : 2. Performance of the Technology on specific indicators:
3. Specific Feedback from farmers :
4. Specific Feedback from Extension personnel and other stakeholders
5. Feedback to Research System based on results and feedback received

OFT Results 2019-20

4.C1. Results of Technologies Assessed

Results of On Farm Trial : Bajra

Crop/ enterprise	Farming situation	Problem definition	Title of OFT	No. of trials	Technology Assessed	Source of technology	Yield (q/ha)	Unit of yield	Observations other than yield	Net Return Rs. / unit	BC Ratio	Remarks if any
1	2	3	4	5	6	7	8	9		11	12	13
Bajra	Irrigated	Cultivation of sole crop Non utilization of inter-space Low income per unit area	Assessment of intercropping system in Bajra	3	TO 1: Bajra	Farmer practice	Vitiated due to Flood					
					TO 2: Bajra + Cowpea (1:1)	TNAU, Coimbotore						
					TO 3: Bajra + Cowpea (2:1)	UASD						
					TO 4: Bajra + Cowpea (2:2)	IGFRI Jhansi						

4.C1. Results of Technologies Assessed

Results of On Farm Trial : Turmeric

Crop/ enterprise	Farming situation	Problem definition	Title of OFT	No. of trials	Technology Assessed	Source of technology	Yield (q/ha)	Unit of yield	Observations other than yield	Net Return Rs. / unit	BC Ratio	Remarks if any
1	2	3	4	5	6	7	8	9		11	12	13
Turmeric	Irrigated	Low yield due to rhizome rot disease (30-35%)	Management of rhizome rot in turmeric	5	T.O.1 (Farmers practice) 0.3% Captan 50 WP 1%BM , Rhizome treatment and drenching	FP	Under Progress					
					T.O.2: 2:0.3% Captan 1% BM, 2g Metalaxyl 75 WP + Mancozeb 75 WP, Rhizome treatment and Drenching	UAS,B						
					T.O.3: 3:0.3% COC +3g/lit Metalaxyl 75 WP Application of Pseudomonas and Trichoderma 2.5kg/ac, Rhizome treatment and Drenching	TNAU						

.C1. Results of Technologies Assessed
Results of On Farm Trial : Sugarcane

Crop/enterprise	Farming situation	Problem definition	Title of OFT	No. of trials	Technology Assessed	Source of technology	Yield (q/ha)	Unit of yield	Observations other than yield	Net Return Rs. / unit	BC Ratio	Remarks if any
1	2	3	4	5	6	7	8	9		11	12	13
Sugarcane	Irrigated	Low organic matter in soil due to trash burning ,slow decomposition of trash High cost on fertilizers	Assessment of different compost Cultures in Sugarcane trash decomposition	10	TO 1:Retention of Sugarcane trash/residue.	Farmer practice	Under progress					
					TO 2:Appln. of compost culture @6kg/ac to residue	UASD						
					TO 3:Appln. of waste decomposer @200lit/ac (prepared solution)to residue	NCOFG						

C1. Results of Technologies Assessed
Results of On Farm Trial : Sugarcane

Crop/enterprise	Farming situation	Problem definition	Title of OFT	No. of trials	Technology Assessed	Source of technology	Yield (q/ha)	Unit of yield	Observations other than yield	Net Return Rs. / unit	BC Ratio	Remarks if any
1	2	3	4	5	6	7	8	9		11	12	13
Sugarcane	Irrigated	Incidence of root grub in sugarcane% Incidence (30-40%) Low cane yield	Assessment of Bio-pesticides for Root grub (Holotrichia spp) management in Sugarcane	03	TO 1: Farmer practice	Farmer practice	Under progress					
					TO 2:Application of Metarhizium anisopliae@5kg/ac	UASD						
					TO 3:Application of Heterorhabditis indica @ 3-4 kg/ac	NBAIRB						

C1. Results of Technologies Assessed
Results of On Farm Trial : Poultry

Crop/enterprise	Farming situation	Problem definition	Title of OFT	No. of trials	Technology Assessed	Source of technology	Yield (q/ha)	Unit of yield	Observations other than yield	Net Return Rs. / unit	BC Ratio	Remarks if any
1	2	3	4	5	6	7	8	9		11	12	13
Poultry		Local ND poultry birds give less eggs and low bodyweight gain & quality meat, Less profit	Evaluation of performance of Kadaknath birds with other poultry birds	03	TO-1 : FP	Farmer practice	Under progress					
					TO2: Swarnadhara Poultry Birds	UASD						
					TO-3: Kadaknath Poultry Birds	KVK, Jhabua, MP						

C1. Results of Technologies Assessed
Results of On Farm Trial : Pulse intercrop with sugarcane

Crop/enterprise	Farming situation	Problem definition	Title of OFT	No. of trials	Technology Assessed	Source of technology	Yield (q/ha)	Unit of yield	Observations other than yield	Net Return Rs. / unit	BC Ratio	Remarks if any
1	2	3	4	5	6	7	8	9		11	12	13
Pulse intercrop with sugarcane	Irrigated		Assessment of pulse performance as intercrop in sugarcane	03			Under progress					

4.D1. Results of Technologies Refined

Crop/enterprise	Farming situation	Problem definition	Title of OFT	No. of trials	Technology Refined	Source of technology	Yield	Unit of yield	Observations other than yield	Gross Return Rs. / unit	Net Return Rs. / unit	BC Ratio (Gross income/ Gross Cost)
1	2	3	4	5	6	7	8	9	10	11	12	13
					T.O.1 (Farmers practice)							
					T.O.2							
					T.O.3							

4.D.2. Details of Technologies refined:

1. Title of Technology Refined
2. Performance of the Technology on specific indicators
3. Specific Feedback from farmers
4. Specific Feedback from Extension personnel and other stakeholders
5. Feedback to Research System based on results/feedback received

PART V - FRONTLINE DEMONSTRATIONS (2019)**5.A. Summary of FLDs implemented**

Sl. No.	Category	Farmin g Situati on	Season	Crop	Variety / breed	Hybri d	Thematic area	Technology Demonstrated	Area (ha)		Farmers (No.)		Farmers (No.)	
									Propo sed	Act ual	SC/ ST	Other s	Small/ Margin al	Other s
	Oilseeds	Irrigate d		Ground nut	Dh-256			Demonstration of Dh-256 Groundnut variety	4	4	2	2	2	2
		Rainfe d		Ground nut				Management of steam rot and leaf minor in groundnut	4	4	2	2	2	2
	Pulses	Rainfe d		Chickpe a	JG-11			Demonstration of heat tolerant variety JG-14 for late sowing condition under irrigated situation	2	2	1	1	1	1
	Pulses	Irrigate d		Chickpe a	JG-14			Demonstration of heat tolerant variety JG-14 for late	2	2	1	1	1	1

								sowing condition under irrigated situation						
		Rainfed		Chickpea				Management of wilt & root rot in chickpea	4	4	2	2	2	2
	Cereals	Irrigated		Maize				Management of fall army worm in maize	4	4	2	2	2	2
		Rainfed		Sorghum				Management of fall army worm in Rabi sorghum	4	4	2	2	2	2
	Millets													
	Vegetables	Irrigated	Kharif	Onion	Bhima dark red	-	Introduction of new variety	Demonstration of New onion variety Bhima Dark red	2	2	2	3	4	1
		Irrigated		Onion	Arka kalyan			Demonstration of weed management in onion	2	2	1	1	1	1
		Irrigated	Rabi	Okra		Arka Nikhita	Introduction of new variety	Introduction of new high yielding okra – Arka Nikhita	2	2	0	5	2	3
		Irrigated	Rabi	Cluster bean	Pusa Navbahar		Integrated Crop management	Integrated crop management on cluster bean Pusa Navbahar	1	1	0	5	3	2
		Irrigated	Rabi	Radish		Arka Nishant	Introduction of new variety	Demonstration of high yielding radish variety Arka Nishant	1	1	3	2	3	2
	Flowers													
	Ornamental													
	Fruit	Irrigated		Watermelon				Integrated disease management in water melon	2	2	1	1	1	1

		Irrigated		Grapes				Management of powdery Mildew & downy mildew in grapes	2	2	1	1	1	1
		Irrigated		Pomegranate				Demonstration on wilt Management in Pomegranate	2	2	1	1	1	1
	Spices and condiments													
	Commercial	Irrigated		Sugarcane				Introduction of cotton cowpea as an alternate cropping system for sugarcane	2	2	1	1	1	1
		Irrigated		Sugarcane				Demonstration of Insitu Green manuring in sugarcane	4	4	2	2	2	2
		Irrigated		Sugarcane				Demonstration of Mechanical harvesting of sugarcane	0.8	0.8				
		Irrigated		Sugarcane				Management of root grub in Sugarcane	4	4	2	2	2	2
	Medicinal and aromatic													
	Fodder													
	Plantation													
	Fibre													
	Dairy			Livesto				Supplementation of	4	4	2	2	2	2

	mushroom													
	Vermicompost													
	Sericulture													
	Apiculture													
	Implements													
	Others (specify)													

5.A. 1. Soil fertility status of FLDs plots, if analyzed

Sl. No.	Category	Farming Situation	Season and Year	Crop	Variety/breed	Hybrid	Thematic area	Technology Demonstrated	Season and year	Status of soil			Previous crop grown
										N	P	K	
	Oilseeds												
	Groundnut	Irrigated	Rabi/Summer 2019-20	Groundnut	G2-52		Varietal introduction	Variety	-	177	11	70	
										148	12	65	
										188	13	81	
										197	8	86	
										168	9	91	
										201	10	87	
										187	8	68	
										168	9	89	
										197	11	91	
										164	12	68	
	Pulses												
	Chickpea	Irrigated	Rabi/Summer 2019-20	Chickpea	JG-14		Hit tolerant variety	Variety suitable for late sowing condition		194	11	68	
										168	7	95	
										175	11	85	

Results of FLD 2018-19 Concluded

5.B. Results of FLDs																			
5.B.1. Crops																			
Crop	Name of the technology demonstrated	Variety	Hybrid	Farming situation	No. of Dem o.	Ar ea (ha)	Yield (q/ha)				% Increase	*Economics of demonstration (Rs./ha)				*Economics of check (Rs./ha)			
							Demo			Che ck		Gross Cost	Gross Return	Net Return	** BCR	Gross Cost	Gross Return	Net Return	** BCR
							H	L	A										
Oilseeds																			
Pulses																			
Cowpea	Varietal Introduction	DC-15	Nil	Irrigated	10	4	18.50	16.50	17.47	12.25	42.62	33689	73353	39664	2.2	33689	51429	17740	1.5
Cereals																			
Wheat	Varietal Introduction	DDK-1029	Nil	Irrigated	10	4	28	22.5	25.2	22.2	13.62	24835	46414	21579	1.87	24835	40848	16013	1.64
Maize	Fall army worm management	-	Nil	Irrigated	5	2	50	41.3	46	39.5	16.45	44358	103693	59335	2.3	44198	90453	46255	2.0
Sorghum	Fall army worm management	-	Nil	Irrigated	5	2	18.8	13.3	15.4	12.1	27.27	31605	60567	33027	1.9	31005.5	48070	17064	1.5
Vegetables																			
Chilli	ICM	-	Nil	Irrigated	5	2	29.3	24.1	26.5	17.3	53.17	120500	318000	197500	2.4	120500	20880	87580	1.73
Ornamental																			
Fruit																			
Pomegranate	Light traps for fruit sucking moth	Kesar/ Bhagwa	Nil	Irrigated	5	2	135	122	128.4	102.6	25.14	205000	898800	693800	4.41	200560	718200	517640	3.58
Banana	Micronutrient in Banana	G9	Nil	Irrigated	10	4	427.5	382.5	412.5	321.7	28.25	108000	330120	222120	3.06	95250	257400	162150	2.70
Spices and condiments																			
Commercial																			
Sugarcane	<i>In situ</i> vermiculture	Nil	Nil	Irrigated	5	2	1265.0	1248.0	1257.6	1101.8	25.76	145890	289248	143358	1.98	142320	253414	111094	1.78
Sugarcane	Management of root aphid	Nil	Nil	Irrigated	5	2	1360.0	1325.0	1347.6	1162.6	15.91	153430	309948	156545	2.02	150780	267398	116618	1.77
Sugarcane	Management of root grub (t/ha)	Nil	Nil	Irrigated	10	4	112	102	107.60	97.5	9.38	122210	247480	125270	2.02	120800	227250	106440	1.88

Sugarcane	Micronutrient application	Nil	Nil	Irrigated	10	4	155	116	1354	1280	5.7	153715	311420	157705	2.03	150715	294400	143685	1.95
Sugarcane	In situ green manuring (t/ah)	Nil	Nil	Irrigated	5	2	155	137	150	110	26.6	70000	375000	305000	5.37	70000	275000	205000	3.9
Sugarcane	Mechanized harvesting	Nil	Nil	Irrigated	1	-													
Fibre crops like cotton																			
Medicinal and aromatic																			
Fodder																			
	Preservation of green fodder preservation (Silage making)	Nil	Nil	Irrigated	10	4	-	-	-	-	-	5825	9875	4050	1.70	6325	8000	1675	1.26
Plantation																			
Fibre																			

FLD: Root grub management in Sugarcane

Data on additional parameters other than yield (viz., reduction of percentage in weed/pest/diseases etc.)

Data on other parameters in relation to technology demonstrated		
Parameter with unit	Demo	Check
% root damage of root grub in sugarcane	9.45	28.86
No of grub / m2 row	3.22	8.45

Ornamental																		
Fruit	Integrated disease management in water melon			Irrigated	5													
	Management of Powdery Mildew & downy mildew in grapes			Irrigated	5													
	Demonstration on wilt Management in Pomegranate			Irrigated	5													
Spices and condiments																		
Commercial	Introduction of cotton cowpea as an alternate cropping system for sugarcane			Irrigated	5													
	Demonstration of insitu green manuring in sugarcane			Irrigated	5													
	Demonstration of mechanical harvesting of sugarcane			Irrigated	2													
	Management of root grub in sugarcane			Irrigated	10													
Fibre crops like cotton																		
Medicinal and aromatic																		
Fodder																		
Plantation																		
Fibre																		
Others (pl.specify)																		

* Economics to be worked out based total cost of production per unit area and not on critical inputs alone.

** BCR= GROSS RETURN/GROSS COST

H – Highest Yield, L – Lowest Yield A – Average Yield

	Demonstration of indigenous progesterone in synchronization of estrus in sheep and goat	Local	03	1.8												
Duckery																
Others (pl.specify)																

* Economics to be worked out based total cost of production per unit area and not on critical inputs alone.

** BCR= GROSS RETURN/GROSS COST

Data on additional parameters other than yield (viz., reduction of percentage diseases, increase in conceiving rate, inter-calving period etc.)

Data on other parameters in relation to technology demonstrated		
Parameter with unit	Demo	Check if any

5.B.3. Fisheries

Type of Breed	Name of the technology demonstrated	Breed	No. of Demo	Units/ Area (m ²)	Name of the parameter with unit	Yield (q/ha)			% Increase	*Economics of demonstration (Rs./unit)			*Economics of check (Rs./unit)			
						Demo		Check if any		Gross Return	Net Return	** BCR	Gross Return	Net Return	** BCR	
						H	L									A
Common carps																
Mussels																
Ornamental fishes																
Others (pl.specify)																

* Economics to be worked out based total cost of production per unit area and not on critical inputs alone.

** BCR= GROSS RETURN/GROSS COST

H-High L-Low, A-Average

Data on additional parameters other than yield (viz., reduction of percentage diseases, effective use of land etc.)

Data on other parameters in relation to technology demonstrated		
Parameter with unit	Demo	Check if any

5.B.4. Other enterprises

Enterprise	Name of the technology demonstrated	Variety/ species	No. of Demo	Units/ Area {m ² }	Name of the parameter with unit	Yield			% Increase	*Economics of demonstration (Rs./unit) or (Rs./m ²)			*Economics of check (Rs./unit) or (Rs./m ²)				
						Demo				Check if any	Gross Return	Net Return	** BCR	Gross Return	Net Return	** BCR	
						H	L	A									
Oyster mushroom																	
Button mushroom																	
Vermicompost																	
Sericulture																	
Apiculture																	
Others (pl.specify)																	

* Economics to be worked out based total cost of production per unit area and not on critical inputs alone.

** BCR= GROSS RETURN/GROSS COST

H-High L-Low, A-Average

Data on additional parameters other than yield (viz., additional income realized, employment generation, quantum of farm resources recycled etc.)

Data on other parameters in relation to technology demonstrated		
Parameter with unit	Demo	Local
nil	nil	nil
nil	nil	nil
nil	nil	nil

5.B.5. Farm implements and machinery

Name of the implement	Cost of the implement in Rs.	Name of the technology demonstrated	No. of Demo	Area covered under demo in ha	Name of the operation with unit	Labour requirement in Mandays		% save	Savings in labour (Rs./ha)	*Economics of demonstration (Rs./ha)			*Economics of check (Rs./ha)		
						Demo	Check			Gross Return	Net Return	** BCR	Gross Return	Net Return	** BCR
Sugarcane harvesting machine	-	Mechanized harvesting in sugarcane	2	1	t/h	0.3	1	60	4500	-					

* Economics to be worked out based total cost of production per unit area and not on critical inputs alone.

** BCR= GROSS RETURN/GROSS COST

Data on additional parameters other than labour saved (viz., reduction in drudgery, time etc.)

Data on other parameters in relation to technology demonstrated		
Parameter with unit	Demo	Local

5.B.6. Extension and Training activities under FLD

Sl.No.	Activity	No. of activities organized	Number of participants	Remarks
1	Field days	04	186	
2	Farmers Training	10	245	
3	Media coverage	6		
4	Training for extension functionaries	8	145	
5	Others (Please specify)	0	0	

Capsicum															
Others (pl.specify)															
Total															
Cucumber															
Tomato															
Brinjal															
Okra															
Onion															
Potato															
Field bean															
Others (pl.specify)															
Total															
Commercial crops															
Sugarcane															
Coconut															
Others (pl.specify)															
Total															
Fodder crops															
Maize (Fodder)															
Sorghum (Fodder)															
Others (pl.specify)															
Total															

H-High L-Low, A-Average

*Please ensure that the name of the hybrid is correct pertaining to the crop specified

Small tools and implements	0	0	0	0	0	0	0	0	0	0
Production of livestock feed and fodder	0	0	0	0	0	0	0	0	0	0
Production of Fish feed	0	0	0	0	0	0	0	0	0	0
Mushroom production	1	0	10	10	0	2	2	0	12	12
Apiculture	0	0	0	0	0	0	0	0	0	0
Others (Fertilizer awareness programme)	1	36	5	41	15	0	15	51	5	56
Capacity Building and Group Dynamics	0	0	0	0	0	0	0	0	0	0
Leadership development	0	0	0	0	0	0	0	0	0	0
Group dynamics	0	0	0	0	0	0	0	0	0	0
Formation and Management of SHGs	0	0	0	0	0	0	0	0	0	0
Mobilization of social capital	0	0	0	0	0	0	0	0	0	0
Entrepreneurial development of farmers/youths	0	0	0	0	0	0	0	0	0	0
Others (ICICI Sponsored programme)	1	20	0	20	0	0	0	20	0	20
Agro-forestry	0	0	0	0	0	0	0	0	0	0
Production technologies	0	0	0	0	0	0	0	0	0	0
Nursery management	0	0	0	0	0	0	0	0	0	0
Integrated Farming Systems	0	0	0	0	0	0	0	0	0	0
Others (Pl. specify)	0	0	0	0	0	0	0	0	0	0
TOTAL	21	455	61	515	38	6	44	493	66	559

Production of quality animal products	0	0	0	0	0	0	0	0	0	0
Others (pl.specify)	0	0	0	0	0	0	0	0	0	0
Home Science/Women empowerment	0	0	0	0	0	0	0	0	0	0
Household food security by kitchen gardening and nutrition gardening	0	0	0	0	0	0	0	0	0	0
Design and development of low/minimum cost diet	0	0	0	0	0	0	0	0	0	0
Designing and development for high nutrient efficiency diet	0	0	0	0	0	0	0	0	0	0
Minimization of nutrient loss in processing	0	0	0	0	0	0	0	0	0	0
Processing and cooking	0	0	0	0	0	0	0	0	0	0
Gender mainstreaming through SHGs	0	0	0	0	0	0	0	0	0	0
Storage loss minimization techniques	0	0	0	0	0	0	0	0	0	0
Value addition	0	0	0	0	0	0	0	0	0	0
Women empowerment	0	0	0	0	0	0	0	0	0	0
Location specific drudgery production	0	0	0	0	0	0	0	0	0	0
Rural Crafts	0	0	0	0	0	0	0	0	0	0
Women and child care	0	0	0	0	0	0	0	0	0	0
Others (pl.specify) Nutrigarden & its importance	1	0	20	20	0	0	0	0	20	20
World food day	1	10	20	30	0	0	0	10	20	30
Agril. Engineering	0	0	0	0	0	0	0	0	0	0
Farm machinery and its maintenance	0	0	0	0	0	0	0	0	0	0
Installation and maintenance of micro irrigation systems	0	0	0	0	0	0	0	0	0	0
Use of Plastics in farming practices	0	0	0	0	0	0	0	0	0	0
Production of small tools and implements	0	0	0	0	0	0	0	0	0	0
Repair and maintenance of farm machinery and implements	0	0	0	0	0	0	0	0	0	0
Small scale processing and value addition	0	0	0	0	0	0	0	0	0	0
Post Harvest Technology	0	0	0	0	0	0	0	0	0	0
Others (pl.specify) Mechanized harvesting of sugarcane	1	37	4	41	1	0	1	38	4	42
Fall army worm management in maize	2	82	15	97	10	0	10	62	0	62

Others (Pl. specify)	0	0	0	0	0	0	0	0	0	0
TOTAL	20	617	94	711	21	0	21	536	69	605

Poultry production	0	0	0	0	0	0	0	0	0	0
Ornamental fisheries	0	0	0	0	0	0	0	0	0	0
Composite fish culture	0	0	0	0	0	0	0	0	0	0
Freshwater prawn culture	0	0	0	0	0	0	0	0	0	0
Shrimp farming	0	0	0	0	0	0	0	0	0	0
Pearl culture	0	0	0	0	0	0	0	0	0	0
Cold water fisheries	0	0	0	0	0	0	0	0	0	0
Fish harvest and processing technology	0	0	0	0	0	0	0	0	0	0
Fry and fingerling rearing	0	0	0	0	0	0	0	0	0	0
Any other (pl.specify)	2	86	5	91	0	0	0	86	5	91
TOTAL	7	256	8	264	17	0	17	273	8	281

Poultry production	0	0	0	0	0	0	0	0	0	0
Ornamental fisheries	0	0	0	0	0	0	0	0	0	0
Composite fish culture	0	0	0	0	0	0	0	0	0	0
Freshwater prawn culture	0	0	0	0	0	0	0	0	0	0
Shrimp farming	0	0	0	0	0	0	0	0	0	0
Pearl culture	0	0	0	0	0	0	0	0	0	0
Cold water fisheries	0	0	0	0	0	0	0	0	0	0
Fish harvest and processing technology	0	0	0	0	0	0	0	0	0	0
Fry and fingerling rearing	0	0	0	0	0	0	0	0	0	0
Any other (pl.specify) Jal Shakthi mela	3	460	540	1000	100	100	200	560	640	1200
TOTAL	4	480	540	1020	104	100	204	584	640	1224

7.E. Training programmes for Extension Personnel including sponsored training programmes (on campus)

Area of training	No. of Courses	No. of Participants								
		General			SC/ST			Grand Total		
		Male	Female	Total	Male	Female	Total	Male	Female	Total
Productivity enhancement in field crops	1	21	0	21	0	0	0	21	0	21
Integrated Pest Management										
Integrated Nutrient management	1	19	0	19	0	0	0	19	0	19
Rejuvenation of old orchards	0	0	0	0	0	0	0	0	0	0
Protected cultivation technology	0	0	0	0	0	0	0	0	0	0
Production and use of organic inputs	0	0	0	0	0	0	0	0	0	0
Care and maintenance of farm machinery and implements	0	0	0	0	0	0	0	0	0	0
Gender mainstreaming through SHGs	0	0	0	0	0	0	0	0	0	0
Formation and Management of SHGs	0	0	0	0	0	0	0	0	0	0
Women and Child care	0	0	0	0	0	0	0	0	0	0
Low cost and nutrient efficient diet designing	0	0	0	0	0	0	0	0	0	0
Group Dynamics and farmers organization	0	0	0	0	0	0	0	0	0	0
Information networking among farmers	0	0	0	0	0	0	0	0	0	0
Capacity building for ICT application	0	0	0	0	0	0	0	0	0	0
Management in farm animals	0	0	0	0	0	0	0	0	0	0
Livestock feed and fodder production	0	0	0	0	0	0	0	0	0	0
Household food security	0	0	0	0	0	0	0	0	0	0
Any other (pl.specify)	0	0	0	0	0	0	0	0	0	0
Total	2	40	0	40	0	0	0	40	0	40

7.F. Training programmes for Extension Personnel including sponsored training programmes (off campus)

Area of training	No. of Courses	No. of Participants								
		General			SC/ST			Grand Total		
		Male	Female	Total	Male	Female	Total	Male	Female	Total
Productivity enhancement in field crops	5	245	0	245	10	0	10	255	0	255
Integrated Pest Management	1	10	0	10	10	0	10	20	0	20
Integrated Nutrient management	1	10	0	10	10	0	10	20	0	20
Rejuvenation of old orchards										
Protected cultivation technology										
Production and use of organic inputs	1	10	0	10	10	0	10	20	0	20
Care and maintenance of farm machinery and implements										
Gender mainstreaming through SHGs										
Formation and Management of SHGs										
Women and Child care										
Low cost and nutrient efficient diet designing	1	10	0	10	10	0	10	20	0	20
Group Dynamics and farmers organization										
Information networking among farmers										
Capacity building for ICT application										
Management in farm animals										
Livestock feed and fodder production	1	10	0	10	10	0	10	20	0	20
Household food security										
Any other (pl.specify)										
Total	11	295	0	295	60	0	60	355	0	355

7.G. Sponsored training programmes conducted

S.No.	Area of training	No. of Courses	No. of Participants								
			General			SC/ST			Grand Total		
			Male	Female	Total	Male	Female	Total	Male	Female	Total
1	Crop production and management	0	0	0	0	0	0	0	0	0	0
1.a.	Increasing production and productivity of crops	0	0	0	0	0	0	0	0	0	0
1.b.	Commercial production of vegetables	0	0	0	0	0	0	0	0	0	0
2	Production and value addition	0	0	0	0	0	0	0	0	0	0
2.a.	Fruit Plants	0	0	0	0	0	0	0	0	0	0
2.b.	Ornamental plants	0	0	0	0	0	0	0	0	0	0
2.c.	Spices crops	0	0	0	0	0	0	0	0	0	0
3.	Soil health and fertility management	0	0	0	0	0	0	0	0	0	0
4	Production of Inputs at site	1	15	0	15	5	0	5	20	0	20
5	Methods of protective cultivation	0	0	0	0	0	0	0	0	0	0
6	Others (pl.specify)	0	0	0	0	0	0	0	0	0	0
7	Post harvest technology and value addition	0	0	0	0	0	0	0	0	0	0
7.a.	Processing and value addition	0	0	0	0	0	0	0	0	0	0
7.b.	Others (pl.specify)	0	0	0	0	0	0	0	0	0	0
8	Farm machinery	0	0	0	0	0	0	0	0	0	0
8.a.	Farm machinery, tools and implements	0	0	0	0	0	0	0	0	0	0
8.b.	Others (pl.specify)	0	0	0	0	0	0	0	0	0	0
9.	Livestock and fisheries	0	0	0	0	0	0	0	0	0	0
10	Livestock production and management	8	240	0	10	250	0	10	10	0	260
10.a.	Animal Nutrition Management	0	0	0	0	0	0	0	0	0	0
10.b.	Animal Disease Management	0	0	0	0	0	0	0	0	0	0
10.c.	Fisheries Nutrition	0	0	0	0	0	0	0	0	0	0
10.d.	Fisheries Management	0	0	0	0	0	0	0	0	0	0
10.e.	Others (pl.specify)	0	0	0	0	0	0	0	0	0	0
11.	Home Science	0	0	0	0	0	0	0	0	0	0
11.a.	Household nutritional security	0	0	0	0	0	0	0	0	0	0
11.b.	Economic empowerment of women	0	0	0	0	0	0	0	0	0	0
11.c.	Drudgery reduction of women	0	0	0	0	0	0	0	0	0	0
11.d.	Others (pl.specify)	0	0	0	0	0	0	0	0	0	0
12	Agricultural Extension	0	0	0	0	0	0	0	0	0	0
12.a.	Capacity Building and Group Dynamics	0	0	0	0	0	0	0	0	0	0
12.b.	Others (pl.specify) ICICI Sponsored training	1	20	0	20	0	0	0	20	0	20
	Total	10	275	0	45	255	0	15	50	0	300

Details of sponsoring agencies involved

1. ICICI Sponsored
2. KFRC, KSDA, ATMA, Horticulture dept
- 3.

7.H. Details of Vocational Training Programmes carried out by KVKs for rural youth

S.No.	Area of training	No. of Courses	No. of Participants								
			General			SC/ST			Grand Total		
			Male	Female	Total	Male	Female	Total	Male	Female	Total
1	Crop production and management	0	0	0	0	0	0	0	0	0	0
1.a.	Commercial floriculture	0	0	0	0	0	0	0	0	0	0
1.b.	Commercial fruit production	0	0	0	0	0	0	0	0	0	0
1.c.	Commercial vegetable production	0	0	0	0	0	0	0	0	0	0
1.d.	Integrated crop management										
1.e.	Organic farming	01	22	0	22	1	0	1	23	0	23
1.f.	Others (pl.specify)	0	0	0	0	0	0	0	0	0	0
2	Post harvest technology and value addition	0	0	0	0	0	0	0	0	0	0
2.a.	Value addition	0	0	0	0	0	0	0	0	0	0
2.b.	Others (pl.specify)	0	0	0	0	0	0	0	0	0	0
3.	Livestock and fisheries	0	0	0	0	0	0	0	0	0	0
3.a.	Dairy farming	01	24	0	24	2	0	2	26	0	26
3.b.	Composite fish culture	0	0	0	0	0	0	0	0	0	0
3.c.	Sheep and goat rearing	0	0	0	0	0	0	0	0	0	0
3.d.	Piggery	0	0	0	0	0	0	0	0	0	0
3.e.	Poultry farming	0	0	0	0	0	0	0	0	0	0
3.f.	Others (pl.specify)	0	0	0	0	0	0	0	0	0	0
4.	Income generation activities	0	0	0	0	0	0	0	0	0	0
4.a.	Vermi-composting	0	0	0	0	0	0	0	0	0	0
4.b.	Production of bio-agents, bio-pesticides, bio-fertilizers etc.	0	0	0	0	0	0	0	0	0	0
4.c.	Repair and maintenance of farm machinery and implements	0	0	0	0	0	0	0	0	0	0
4.d.	Rural Crafts	0	0	0	0	0	0	0	0	0	0
4.e.	Seed production	0	0	0	0	0	0	0	0	0	0
4.f.	Sericulture	0	0	0	0	0	0	0	0	0	0
4.g.	Mushroom cultivation	0	0	0	0	0	0	0	0	0	0
4.h.	Nursery, grafting etc.	0	0	0	0	0	0	0	0	0	0
4.i.	Tailoring, stitching, embroidery, dying etc.	0	0	0	0	0	0	0	0	0	0
4.j.	Agril. Para-workers, para-vet training	0	0	0	0	0	0	0	0	0	0
4.k.	Others (pl.specify)	0	0	0	0	0	0	0	0	0	0
5	Agricultural Extension	0	0	0	0	0	0	0	0	0	0
5.a.	Capacity building and group dynamics	0	0	0	0	0	0	0	0	0	0
5.b.	Others (pl.specify)	0	0	0	0	0	0	0	0	0	0
	Grand Total	2	46	0	46	3	0	3	49	0	49

7.F. Details of Skill Training Programmes carried out by KVKs under ASCI

S. No.	Name of Job Role	Date of Start	Date of Close	Total Participants	No. of Participants									Date of Assessment	No of Participants passed assessment
					General			SC/ST			Grand Total				
					Male	Female	Total	Male	Female	Total	Male	Female	Total		
1	Dairy Farmer – Entrepreneur	25.01.2019	23.03.2019	159248	15	0	15	5	0	5	20	0	20	20	Dairy Farmer – Entrepreneur
2.	Organic Grower	28.01.2019	24.03.2019	140152	19	0	19	0	1	01	20	0	20	20	Organic Grower

PART VIII – EXTENSION ACTIVITIES (2019)**8.1. Extension Programmes (including extension activities undertaken in FLD programmes)**

Nature of Extension Programme	No. of Programmes	No. of Participants (General)			No. of Participants SC / ST			No. of extension personnel		
		Male	Female	Total	Male	Female	Total	Male	Female	Total
Field Day	9	315	141	456	17	24	41	41	5	30
Kisan Mela	0	0	0	0	0	0	0	0	0	0
Kisan Ghosthi	1	550	15	565	12	10	22	6	2	8
Exhibition	6	27251	5657	32908	306	252	558	30104	5809	35913
Film Show										
Method Demonstrations	17	80	9	89	8	1	9	4	13	17
Farmers Seminar	0	0	0	0	0	0	0	0	0	0
Workshop	0	0	0	0	0	0	0	0	0	0
Group meetings	23	589	47	636	34	1	35	16	10	26
Lectures delivered as resource persons	40	1189	153	1342	90	57	147	108	45	153
Newspaper coverage	6	0	0	0	0	0	0	0	0	0
Radio talks	2	0	0	0	0	0	0	0	0	0
TV talks	0	0	0	0	0	0	0	0	0	0
Popular articles										
Extension Literature	4	50	50	100	25	25	50	25	25	50
Advisory Services	34	116	50	166	0	0	0	0	0	0
Scientific visit to farmers field	79	345	41	386	57	9	66	44	34	78
Farmers visit to KVK										
Diagnostic visits	88	257	10	267	9	0	9	108	56	164
Exposure visits	0	0	0	0	0	0	0	0	0	0
Ex-trainees Sammelan	0	0	0	0	0	0	0	0	0	0
Soil health Camp	0	0	0	0	0	0	0	0	0	0
Animal Health Camp	0	0	0	0	0	0	0	0	0	0
Agri mobile clinic	0	0	0	0	0	0	0	0	0	0
Soil test campaigns	0	0	0	0	0	0	0	0	0	0
Farm Science Club Conveners meet	0	0	0	0	0	0	0	0	0	0
Self Help Group Conveners meetings	0	0	0	0	0	0	0	0	0	0
Mahila Mandals Conveners meetings	0	0	0	0	0	0	0	0	0	0
Celebration of important days (specify)	10	125	40	165	20	20	40	40	40	80
Any Other (Specify)	0	0	0	0	0	0	0	0	0	0
Total	319	30867	6213	37080	578	399	977	30496	6039	36519

8.2 Special Extension Programmes

Nature of Extension Programme	Date(s) conducted	No. of farmers (General)			No. of farmers SC / ST			No. of extension personnel		
		Male	Female	Total	Male	Female	Total	Male	Female	Total
Jal Shakti Abhiyan	07.09.2019	300	100	400	100	100	200	50	50	100
Jal Shakti Abhiyan	02.10.2019	160	140	300	80	40	120	80	80	160
Fertilizer Use Awareness Campaign	22.10.2019	36	05	41	15	0	15	0	0	0
National Animal Disease Control Programme	11.09.2019	100	7	107	7	0	7	0	0	0
Tree Plantation Campaign	17.09.2019	20	3	23	0	0	0	0	0	0
Any other, Parthenium Awareness Week	21-08-2019	5	0	5	5	0	5	3	0	3
Women in Agriculture day	05.12.2019	10	25	35	5	4	9	3	3	6

PART IX – PRODUCTION OF SEED, PLANT AND LIVESTOCK MATERIAL (2019)**9.A. Production of seeds by the KVKs**

Crop category	Name of the crop	Name of the Variety	Name of the Hybrid	Quantity of seed (q)	Value (Rs)	Number of farmers to whom provided
Cereals (crop wise)						
Jawar	Jawar			17.72	88600	Seed provided to University Seed Unit
Wheat	Wheat			10.80	45360	
Oilseeds	0	0	0	0	0	
Soyabean	Soyabean			55.20	425040	
Pulses	0	0	0	0	0	
Bengalgram	Bengalgram			21.50	176300	
Red gram	Red gram			5.50	44550	
Commercial crops	0	0	0	0	0	
Vegetables	0	0	0	0	0	
Onion bulbs	Onion bulbs			110	660	
Chill	Chill			125	6250	
Flower crops	0	0	0	0	0	
Spices	0	0	0	0	0	
Fodder crop seeds	0	0	0	0	0	
Fiber crops	0	0	0	0	0	
Forest Species	0	0	0	0	0	
Others (specify)	0	0	0	0	0	
Total				113.09	786760	

9.B. Production of planting material by the KVKs

Crop category	Name of the crop	Variety	Hybrid	Number	Value (Rs.)	Number of farmers to whom provided
Commercial						
Vegetable seedlings	Drumstick	Bhagya		1115	11150	35
Fruits	Lime	Balaji		110	2200	12
	Guava	Lucknow-49		16	640	5
Ornamental plants	Jasmine	Jasmine		8	120	5

		sambac C0-1				
	Nerium	Local		5	100	3
	Hibiscus	Local		3	60	1
	Ornamental Asparagus	Local		40	800	22
	Portulaca	Local		17	170	13
	Temple tree	Local		2	40	1
Medicinal and Aromatic	Brahmi	Local		3	30	1
	Amrutha Balli	Local		2	40	2
	Bonesetter	Local		2	40	1
	Rosemary	Local		30	450	22
	Geranium	Local		1	15	1
	Reodiscolor	Local		1	15	1
	Aleovera	local		1	20	1
Plantation				0	0	0
Spices				0	0	0
Tuber				0	0	0
Fodder crop saplings				13200	10400	
Forest Species				0	0	0
Others(specify)				0	0	0
Total				14556	26290	126

9.C. Production of Bio-Products

	Name of the bio-product	Quantity (q)	Value (Rs.)	Number of farmers to whom provided
Bio Products				
Bio Fertilizers				
Bio-pesticide	Metarhizium	830	207500	138
Bio-fungicide	Trichoderma	574	74620	281
Bio Agents				
Others (specify)	Pseudomonas	246	36900	48
Total		1650	319020	467

9.D. Production of livestock

Particulars of Livestock	Name of the breed	Number	Value (Rs.)	Number of farmers to whom provided
Dairy animals		0		0
Cows		0	0	0
Buffaloes		0	0	0
Calves	HF cross	5	-	0
Others (Pl. specify)		0	0	0
Poultry		0	0	0
Broilers		0	0	0
Layers		0	0	0
Duals (broiler and layer)		0	0	0
Japanese Quail		0	0	0
Ducks		0	0	0
Others (Pl. specify)		0	0	0
Piggery		0	0	0
Piglet		0	0	0
Others (Pl. specify)		0	0	0
Fisheries		0	0	0
Fingerlings		0	0	0
Others (Pl. specify) Sheep & Goat	Osmanabadi	4	27700	3
Total		9	27700	3

PART X – PUBLICATIONS, SUCCESS STORY, INNOVATIVE METHODOLOGY, ITK, TECHNOLOGY WEEK

10. A. Literature Developed/Published (with full title, author & reference)

(A) KVK Newsletter: 04

Date of start: ___january 2019_____ Periodicity: ___Quatarly___ Copies printed in each issue: ___4_____

(B) Literature developed/published

Item	Number
Research papers- International	4
Research papers- National	0
Technical reports	5
Technical bulletins	0
Popular articles - English	0
Popular articles – Local language	8
Extension literature	10
Others (Pl. specify) Abstracts	04
TOTAL	31

10.B. Details of Electronic Media Produced

S. No.	Type of media	Title	Details
	CD / DVD	3	Success stories of Farmers ATMA2 DVDs Innovative farmers-One CD
	Mobile Apps		0
	Social media groups with KVK as Admin		1
	Facebook account name		www.facebook.com/kvkbkgk
	Instagram account name		kvkbkgk11
	Youtube account		Kvkbkgk2005@gmail.com

10.C. Success Stories / Case studies, if any (two or three pages write-up on each case with suitable action photographs. The Success Stories / Case Studies need not be restricted to the reporting period).

This will be considered only with suitable photos for further reporting/reference.

This will be considered only with suitable photos for further reporting/reference.

Title: Sustainable income from family farming

Background:

Mrs. Sunitha Meti was a housewife doing tailoring in her free time. For her ill fate she lost her husband six years ago. After the death of her husband left with only two acres of land and with no other option for livelihood security but to go for agriculture. She did not know anything about agriculture.



Interventions

Process: Sunitha Meti from Sunag village of Bilgi taluka is having 2 acres of land. Studied up to 12th standard, she planned to take up agriculture after the death of her husband. Realizing the need of the soil fertility and influenced by the technologies of organic agriculture, she came in contact with KVK and adopted the techniques of organic agriculture. Before adoption of technologies in agriculture she visited many farms of progressive farmers and was influenced by multicropping system. Accordingly she developed units of Dairy, biodigester, biogas unit, vermicompost, Farm yard manure, cow urine, Jeevamruth and beejamruth etc.

She prepares a tonic (as she calls) from decomposed fruits and sprays to sugarcane to overcome pest problems in sugarcane thereby reduced the cost of pesticides and reserved the soil fertility. She was also advised to approach KSDA for the benefits available under organic agriculture. And then she has approached the KVK for technologies intervention.

Technology: Vermicompost technology, inputs for organic agriculture, nutrigarden, popularization of millets, groundnut variety demonstration (KSDA), management of rhizome rot in turmeric, Azolla cultivation, Dairying, goat rearing, in situ green manuring in sugarcane and value addition to millets, and marketing by own were the technologies adopted by her.

Addition to this she also cultivates the following crops

Half acre onion+Sweet corn, Barnyard millet+milia dubea, Coriander, Ajwayn, Methi, Coconut, Pigeonpea, Banana
Turmeric, Radish, Marigold, Brinjal, Bendi, Beans, Beetroot, Ragi

Impact:

Slowly she is converting her entire land to organic agriculture, managing pest and diseases by preparing the home made inputs involving neem, cow urine, ginger and chilli, pongamia etc. though her returns are low when compared to inorganic agriculture, she is into profit because the cost of inputs is low

Horizontal Spread: She is influencing the surrounding farmers adjacent to her field. Many farmers and officials from development departments visit her field.

Economic gains: She has adopted the multicropping system, hence everyday she has one or the other produce for sale. The best part of her farming is marketing by self which reduces the influence of middleman and fetches her the maximum profit. She gets minimum 50000 from all the crops and around 1.5 lakh from sugarcane. Hence a total profit of 2 lakh with spending 25000 inputs. She has saving from fuel, vegetables, food grains, fruits sells milk, drumstick, which gives her the return of Rs. 50000/yr. So her total income from farm is 2.5 lakh.

Employment Generation: she has been working in the field for year round and for a family of four members, no additional labour is engaged except harvesting of sugarcane.

Title: Joint family efforts brings smiles on farm family

Background: Shri Yallappa Hallur of Mannikeri village of Bilagi taluka is famer with joint family. With a total land holdn go 103 acres he practices all type of farming systems including agri, horti, silvi, dairy, fishery, field crops dairying, farm mechanization and all.

Interventions

Process: Brought up in joint and agriculture based family , Shri Hallur developed linkages with KVK and other line departments and added value to agriculture. Farm pond, mechanization, mulching, cultivation of fodder, vermicomposting, pomegranate cultivation are the major practices he added to conventional agriculture.

Technology: In situ vermiculture is a major technology which he has adopted in sugarcane. He converts all the trash that he gets from 48 acres of sugarcane and adds around 3 tons of trash per acre, then in the ratoon cropping he irrigates and after decomposition of trash he releases earthworms. Thus he has maintained soil fertility , and everywhere in his sugarcane field one can find earthworms. He has got around 30 cattle including milking animals. The cowdung is again incormporated into soil which also helps in soil fertility management.

All along the bunds he has got Tamarind, curryleaf, drumstick, jamun trees

He has varied crop diversity ranging from Banana, Guava, Papaya, Sugarcane, lime. For all the crops he has adopted drip irrigation system. There are eleven borewells and all the water is collected in one common tank, then it is circulated through drip. Spraying through water tanker, trash mulching from all the crops to field, mechanized sowing of all the field crops,

Impact:

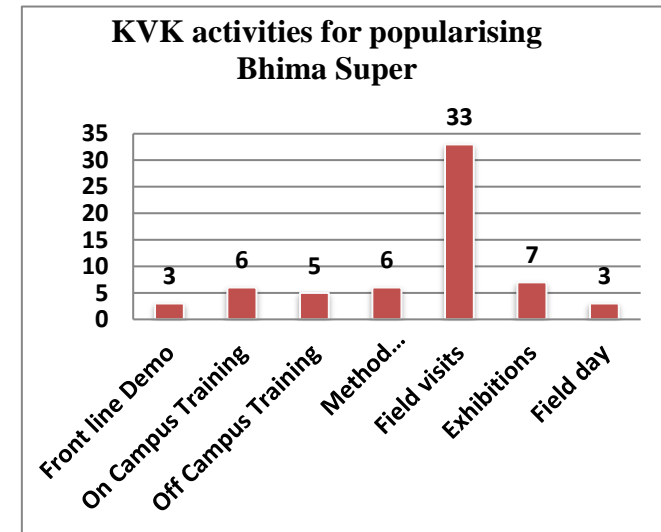
Economic gains: direct marketing of all the fruit produce i.e., guava, coconut, banana.

Employment Generation: Around 50 labours every day throughout year

2. Onion variety Bhima Super enhances profitability of onion growers of Bagalkot area

Background : In Bagalkot, onion is cultivated in an area of 18064.4 ha with the production of 298335 tons and productivity of 13.2 t/ha, which is below the average national productivity (14.21 t/ha). According to PRA activity conducted at Nandikeswar, Aihole and Mangalur (Badami cluster), Halagali (Mudhol cluster), Shirur (Bagalkot cluster) from ICAR-KVK, Bagalkot the major constraints for lower productivity in onion are due to non availability of quality seeds, use of local cultivars, weed menace during early stages of crop accompanied by pest and disease problems. Most of the onion varieties grown are from private sector lines which are costlier and farmer self grown seeds which are susceptible for pest and disease. Hence there is need for introducing new promising onion variety with good yielding potential.

Intervention: ICAR-KVK, Bagalkot demonstrated a Bhima Super which is a new red onion variety with big bulb size developed by Directorate of Onion and Garlic Research, Rajgurunagar, Maharashtra which has been identified for release for *kharif* season in Chhattisgarh, Delhi, Gujarat, Haryana, Karnataka, Madhya Pradesh, Maharashtra, Odisha, Punjab, Rajasthan and Tamil Nadu. KVK, Bagalkot conducted Front line Demonstration for consecutive 3 years during *kharif* season from 2016-17 to 2018-19 at Bagalkot, Bilagi, Hunagund and Badami clusters to check the performance of Bhima Super over local variety. The farmers of these area were provided with scientific knowledge about crop cultivation and processing through on and off campus training, method demonstration, field visits and exhibitions by KVK Bagalkot is depicted in the graph.




Impact, Spread and Benefits

The demo variety recorded average yield of 21.90 t/ha with net return of Rs. 93266.6 as compared to farmers practice, which produced average yield of 16.23 t/ha with net return of Rs. 60958.3. Hence the average Benefit cost ratio was high in Bhima Super onion (3.12) compared to local

variety (2.35). It was observed that in frontline demonstration of Bhima super average bulb rotting incidence was low (11.8%) compared to local check (21.8%), average thrips incidence was also low in Bhima super (13.5 thrips no./plant) and in local check (19.90 thrips no./plant). There was less incidence of purple blotch disease (21.9%) but disease incidence was high in local variety (29.23%).



Bhima super seeds sold in the district from 2018-19 and 2019-20, accounts to 1090 kg, which has spread far and wide in Bagalkot district covering an area of about 282 ha. Due to increased yield, attractive red bulb and big sized bulbs farmers are demanding seed material and the seed production of one quintal has been undertaken at instructional farm of KVK Bagalkot for distributing during the *kharif* 2019-20.



Bulb Characteristics of Bhima super (Demo) and local variety (Check)

10.D. Give details of Innovative Methodology or Innovative Approach of Transfer of Technology developed and used during the year

Sl.No.	Innovative extension methodology	Concept in brief	Outcome/result
1	Pest surveillance of Fall Army worm in Maize in the district. Rapid rowing survey by KVK in collaboration with State Department of agriculture and UAS Dharwad. Talukwise weekly surveys were made by KVK to estimate losses and to mitigate the problem.	The Pest surveillance crop damage and amount of loss quantified and suitable management practices were advised through department, messages, populararticles, print and electronic media.	The incidence has been reduced from 40% to 20% due to adoption of precautionary measures.
2	Demonstration of IFS model by KVK through establishing differentunits.	A ready model adopting the principle of recycling, reuse and reduced use of inputs is established at KVK. This model is used for training or teaching the farmers.	Farmers within and outside the district at an average of 200every month are visiting and at least 2% of them have adopted.
3	Technical backstopping to FPOs and SHGS formed by department, SKDRDP,NABARD.	There are various CIG, FIGs linked to KVK for technical backstopping.	Crop specific enterprise, specific groups get the knowledge through advisory services, field visit.
4	Farmers Field School	A farmer will be selected for adopting and new technology and other farmers surrounding his farm will be attending the session's. Scientist act as facilitators for this programme.	FFS on pulses, onion and groundnut have been conducted by KVK and there is signification adoption levels with regard to varieties in pigeonpea TS-3R, Chickpea-JG-11 onion-Arkakalayan,
5	FPO-KVK linkage	This is a programme sponsored by KSDH to promote linkages of FPOs with KVKs for technical back stopping	The FPO's with 3000 farmers are linked to KVK for various demonstrations. Farmer scientist interaction, interstate exposure tours are arranged to farmers for exposure to various technologies.
6	Rabi Mela	Mini kisanmela organized at KVK to disseminate knowledge on various crops.	Since 2006 about 10 meals have been conducted about more than 500 farmers have participated. Rabi crops such as sorghum, wheat, chickpea and sunflower field demonstration were arranged for farmers.

7	Kisan mobile advisory services (KMAS)	Registered farmers will be sent with an advisory tip on various crop specific technologies every week.	55000 farmers registered with KVK, every week are benefits under this programme.
8	MCX price forecast ticker board for displaying prices.	Farmers can plan their crops based on price forecast.	This board is displayed in front of KVK whenever farmers visit to KVK will get to see these prices.
9	Integration of methodologies for enhancing pulse production in the district.	Congregation of FLDs OFTs, seed production under seed hub, trainings, Production and supply of trichoderma & vermiwash.	There is major shift in varieties of pulses from local to TS-3R (pigeonpea), Annigeri-1 to JG-11, Jaki-9218 (chickpea) & local variety to Sel-4 & DGGV-2 (greengram).
10	Creation of technical agents and leadership Development for transfer of technology	The KVK linked with NGO, SHGs, ATMA and other line departments to transfer the technology.	More area coverage and awareness helps the cultivators or farmers.
11	Social Media viz. Whatsapp & facebook is used for effective transfer of technologies.	Whatsapp is used as a tool for dissemination of technology & suggestions to crop specific problems.	Timely suggestion to crop problems.

10.E. Give details of Indigenous Technical Knowledge practiced by the farmers in the KVK operational area which can be considered for technology development (in detail with suitable photographs)

S. No.	Crop / Enterprise	ITK Practiced	Purpose of ITK	Scientific Rationale
	Nil	Nil	Nil	Nil

10 F. Technology Week celebration during 2019:

Period of observing Technology Week: From 03.12.2019 to 10.12.2019

Total number of farmers visited : 235

Total number of agencies involved : 5 (KSDA, Horticulture, KFRC, KVK, UHS)

Number of demonstrations visited by the farmers within KVK campus: 0

Other Details

Types of Activities	No. of Activities	Number of Farmers	Related crop/livestock technology
Gosthies			
Lectures organized	21	235	Chickpea, Banana, Orka, Soil Day, Dairy, Sheep & Goat, Vermi composting
Exhibition	0	0	
Film show	0	0	
Fair	0	0	
Farm Visit	5	150	
Diagnostic Practicals	0	0	
Supply of Literature (No.)	0	0	
Supply of Seed (q)	1	200	
Supply of Planting materials (No.)	0	0	
Bio Product supply (Kg)	0	0	
Bio Fertilizers (q)	0	0	
Supply of fingerlings	0	0	
Supply of Livestock specimen (No.)	0	0	
Total number of farmers visited the technology week	8	235	

10 E. Recognition and Awards: Please give details about National and State level recognition and awards

Sl No	Name	Designation	Award	Year	National/International	Conference / Seminar	Date of the event	Place
1	Dr. Dinesh Kumar S.P.	Scientist (Agronomy)	Young Scientist Award-2019	2019	National	Trends in Higher Education, Taxonomy, Agriculture, Biotechnology and Toxicology	17.11.2019	Dr. B. Vasantharaj David Foundation, Chennai on 17-11-2019
2	Dr.M.R. Kammar	Senior Scientist & Head	Best poster award	2019	International	International conference on Extension for strengthening Agricultural Research and Development held at JSS Suttur, Mysuru	14.12.2019 to 16.12.2019	JSS MVP, Suttur

PART XI – SOIL AND WATER TEST

11.1 Soil and Water Testing Laboratory

A. Status of establishment of Lab : 2008

1. Year of establishment : 2008
2. List of equipments purchased with amount :

Sl. No	Name of the Equipment	Qty.	Cost	Status
1. 1	2 KVA Voltage stabilizer	01		
2. 2	Commercial Gas stove	01		
3. 3	Regulator	01		
4.	Digital conductivity meters	01		
5.	Analytical Balance	01		
6.	Refrigerator 300 litre	01		
7.	Orbital shaking incubators	01		
8.	Controller based pH meter	01		
9.	Hot water baths	01		
10.	Plant sample grinder	01		
11.	Screw auger	01		
12.	Magnetic stirrer with hot plate 5 lit capacity	01		
13.	Electronic Kelplus Microprocessor	01		
14.	Electronic Kelplus Auto sequencingMicroprocessor			
15.	Electronic Titration system			
16.	Ass , Pinade 500 touch HSN Machine	01		
17.	Flame Burner	01		
18.	Instrument pinade 500 base unit	01		
19.	Kit pinade 500 touch ACS	01		
20.	Powercand west asian India	01		
21.	Host Assy- Acetylen Rod	01		
22.	Acetelyne filter Assy	01		
23.	Filter Assy – W/R 250 regulator guage	01		
24.	Hose Assy Air/ Argon	01		
25.	Fe Lumina HCL	01		
26.	Zn Lumina HCL	01		
27.	Cu Lumina HCL	01		
28.	Mn Lumina HCL	01		

29.	Lenova M83 Win Z-66	01		
30.	19" LCD Monitor wide screen	01		
31.	Accupipet variable volume pipette	01		
32.	Bottle Top Dispenser Research model fully autoclavable(5-60ml)	01		
33.	Water Softner	01		
34.	3 Way Tap brass and chrome plated	01		
35.	Mridaparikshak soil testing Kit (Mini Lab)	01		
36.	Voltas Make Split Air condition	01		
37.	Uv Spectrophotometer (Brand Lasany International)	01		
38.	Plant Digestion Sysytem (Kjedhal Digistion System)	01		
39.	Ph Photometer	01		
Total				

B. Details of samples analyzed since establishment of SWTL:

Details	No. of Samples analyzed	No. of Farmers benefited	No. of Villages
Soil Samples	15660	15660	4134
Water Samples	5350	15660	4134
Plant samples	Nil	Nil	Nil
Manure samples	Nil	Nil	Nil
Others (specify)	Nil	Nil	Nil
Total	21010	31320	8268

C. Details of samples analyzed during the 2019:

Details	No. of Samples analyzed	No. of Farmers benefited	No. of Villages
Soil Samples	3262	2636	578
Water Samples	792	760	588
Plant samples	Nil	Nil	Nil
Manure samples	Nil	Nil	Nil
Others (specify)	Nil	Nil	Nil
Total	4054	3396	1166

11.2 Mobile Soil Testing Kit

A. Date of purchase and current status

Mobile Kits	Date of purchase	Current status
1.	31.03.2017	Due to error results instrument will be not used
2.	Nil	Nil

B. Details of soil samples analyzed during 2019 and since establishment with Mobile Soil Testing Kit:

	Progress during 2019	Cumulative progress
Samples analyzed (No.)	Nil	Nil
Farmers benefited (No.)	Nil	Nil
Villages covered (No.)		

11.3 Details of soil health cards issued based on SWTL & Mobile Soil Testing Kit during 2019:

Particulars	Date (s)	Villages (No.)	Farmers (No.)	Samples analyzed (No.)	Soil health cards issued (No.)
SWTL		585	1037	1037	1037
Mobile Soil Testing Kit		Nil	Nil	Nil	Nil

11.4 World Soil Health Day celebration

Sl. No.	Farmers participated (No.)	Soil health cards issued (No.)	VIPs (MP/ Minister/MLA attended (No.)	Other Public Representatives participated	Officials participated (No.)	Media coverage (No.)
1	45	-	-	Bagalkote taluk panchyath president. Taluka panchyath member, vice president krishika samaj	ADA Bagalkote taluka ATMA officers and taluka AOs and AAOs	Prajavani, Vijaya karnataka

PART XII. IMPACT

12.A. Impact of KVK activities (Not restricted for reporting period).

Name of specific technology/skill transferred	No. of participants	% of adoption	Change in income (Rs.)	
			Before (Rs./Unit)	After (Rs./Unit)

NB: Should be based on actual study, questionnaire/group discussion etc. with ex-participants.

12.B. Cases of large scale adoption (Please furnish detailed information for each case with suitable photographs)

1 *Metarhizium anisopliae*: A boon for eco-friendly management of root grub in sugarcane

Situation Analysis

Bagalkot district has diversified cropping patterns among agricultural and horticultural crops. The district is blessed with irrigation facilities hence there is large scope to increase the productivity of crops in the district. There is a total of 5 lakh ha net sown area for agriculture, of which 50 per cent is under irrigation. Major crop of the district is sugarcane cultivated in an area of 1 lakh ha with potential yield 100ton/ha. Sugarcane crop is mainly affected by root grub (*Holotrichia serrata*) which is an important soil pest and one of the major concern of the sugarcane farmers which affects the crop on large scale and causes yield loss upto 40-45%. The white grub feeds on roots which results in wilting and lodging of canes. Besides sugarcane other cultivated crops such as onion and groundnut are also being attacked by white grubs.

Technology, Implementation and Support

Entomopathogenic fungi are among the first organisms to be used for the biological control of pests. University of Agricultural Sciences, Dharwad has developed biological control of root grub in sugarcane using *Metarhizium anisopliae*. ICAR- Krishi Vigyan Kendra, Bagalkote has started production of *M. anisopliae* during the year 2013-14. Since establishment of Bio-control Laboratory, metarhizium production is on the rise and the campaigns, mass awareness programmes and Front Line Demonstrations have been taken up by ICAR- KVK, Bagalkote.

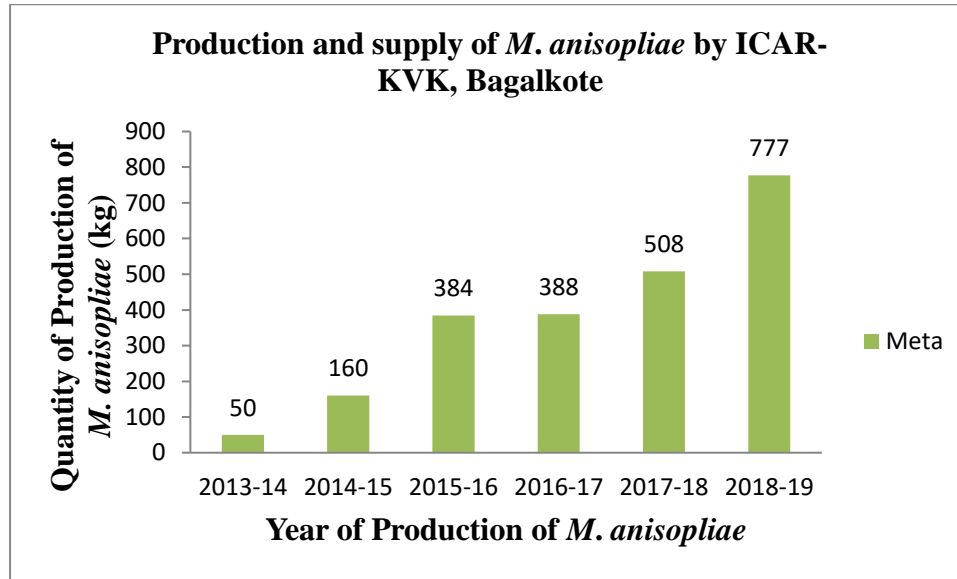
The recommended dose of application of *M. anisopliae* (5×10^{13} conidia/g) 12.5kg/ha+100kg of well decomposed farmyard manure (FYM)/Vermicompost. Talc based *Metarhizium anisopliae* should be thoroughly mixed with FYM and incubated for 10 days under shade for multiplication of fungus, this is enriched *M. anisopliae* should be applied in the field. The method and time of application is important. It is applied at the time of planting of sugarcane and second application at the time of emergence of larvae in the month of June- July coinciding with the activity of young stage of the grub. The fungi invade their hosts by directly penetrating cuticle. The microclimate of sugarcane eco-system is ideal for the fungus to multiply which is self perpetuating in nature. The fungus is eco-friendly and cost effective. Metarhizium is able to develop independent of their insect hosts, which makes large-scale production of them both technically and economically feasible.

Different extension teaching methods such as method demonstration in field, training, farmer-scientist interface, group discussion and diagnostic surveys were used to transfer and promote the technology in sugarcane growing areas *viz.*, Bagalkot, Bilgi, Mudhol and Jamkhandi. KVK also published pamphlet describing technology with illustration and distributed them to farmers. In order to provide wide publicity and popularize the technology trainings and demonstrations were conducted with State Department of Agriculture.

(a) Extension Activities for management of root grub in Sugarcane through *Metarhizium*

Sl.No	Extension Activities (2013-14 to 2018-19)	No	No. of Farmers Benefited
1	Awareness Campaigns	05	250
2	Method Demonstration	05	50
3	Front Line Demonstration	02	25
4	Training	10	350
5	Leaflets	05	2000

(b) Production and supply of *M. anisopliae* by ICAR-KVK, Bagalkote



Uptake, Spread and Benefits

On large scale demonstration and trainings, farmers could realize the importance of technology and adopted it. The technology has spread throughout sugarcane growing areas in the district in all the talukas of Bagalkot, Bilgi, Mudhol and Jamkhandi. Owing to the growing demand of *M. anisopliae* by sugarcane growers and looking at the success of the technology in field conditions our KVK has increased the production and sale of *M. anisopliae* at Bio-control Laboratory, ICAR-KVK, Bagalkote at reasonable rate. Since, 2013-14 our KVK has produced 2267 kg of *M. anisopliae*, which has generated income of Rs. 566750/- and the technology has spread in an area of 261 ha which benefited more than 500 farmers.

Economics Impact of *M. anisopliae* for root grub management in Sugarcane

Sale of <i>M. anisopliae</i> (Kg) 2013-14 to 2018-19	Income generated (Rs)	Area Covered (ha)
2267 kg	Rs 566750	261 ha
	Price of <i>M. anisopliae</i> is Rs. 250/kg	

Crop	No. of Farmers Benefited	Yield of the crop with infestation	Yield of the crop with infestation	Savings/ha	Savings to the district economy

Sugarcane	500	105t/ha	139.58t/ha	75000	1957500
-----------	-----	---------	------------	-------	---------

Inputs provided	Production and supply of Metarhizium
Output : Additional yield of 35 t/ha	
Direct effect: 2267 kg of <i>M. anisopliae</i> production at KVK worth Rs.566750 covering 200 ha	
Indirect effect: Dept and farmers	KSDA Belagavi 40 ha UHS Bagalkote -200 ha , Through Sugar mills and neighboring district 10000 ha From other KVKs 200 ha in their district Total =10440 ha Total 10640 ha
Economic gains : Rs. 75000/ ha with 79 crores worth addition to state economy.	
Environmental benefits: Soil application of 2.66 lakh kg carbofuron or 53200 lit of insecticides (chlorpyriphos) is reduced.	

Chemical control is practically uneconomical, difficult and associated with high cost, environmental pollution and pesticide residues. Hence, biological control of root grub management through *M. anisopliae* is an important technology which is ecofriendly and economically feasible strategy for the control of white grubs. Looking to the benefits, eco-friendly nature of management of root grub many farmers of Bagalkot district have adopted this technology.



12.C. Details of impact analysis of KVK activities carried out during the reporting period

1. Expansion of Sheep and Goat enterprise as an indicator of impact of skill upgradation trainings by KVK Bagalkot.

Situation Analysis

Agriculture and Animal husbandry are two faces of single coin. The Symbiosis / integration between agriculture and animal husbandry lead to production of milk, meat, egg and other animal products which are economically profitable venture to farmers in all the regions. The Symbiosis between agriculture and animal husbandry is an economically profitable activity to the farmers as well as the life thriving to the land resources.

Bagalkot district is not an exception though the district is situated in Northern dry zone of Karnataka (Zone-3), it is blessed with three command areas namely Malaprabha, Ghataprabha and Krishna with net irrigated area of 212872 ha, which constitutes around 45.3% of net sown area. therefore there is large scope for animal husbandry activities in the district, Already the district has made a deut in livestock production, milk production, The climate is warm and dry throught the year and rainfall is scare but small ruminants like sheep and goats tolerate warm and dry climate than the Crossbred cattle. As per the statistics of the livestock census 2011, district ranks at 2nd place in its buffaloes, 18th in crossbred cattle, 10th in indigenous cattle and 4th largest in sheep and goat population in the state.

The main problems faced by the farmers of Bagalkot district in sheep and goat farming are less gain in body weight, fodder scarcity, Disease outbreak due to lack of knowledge on proper vaccination, infertility problems, kids and lamb mortality.

Technology, Implementation and Support

Krishi Vigyan Kendra, Bagalkot conducted trainings on scientific methods in sheep and goat farming in which Scientific feeding methods, importance of legume fodder, method demonstration on green fodder preservation by silage making, selection of breeds and up gradation, different diseases and vaccination, importance of regular deworming, management of Ecto parasites, Management of kids and lambs and method demonstration on usage of progesterone sponge for synchronization of estrous. Two paid trainings and training sponsored by MANAGE conducted in the year 2018 and 173 farmers participated. Feedback from all the participants was collected through telephone and through field visits and contact farmers. For the purpose of

1) Trainings

Sl. No.	Name of the Training Programme	Duration with dates	Place	No. of Participants
1.	Sheep and Goat rearing training (Paid training)	30.01.2018 to 31.01.2018 (2 days)	KVK, Bagalkot	143
2.	Scientific Sheep and Goat rearing training (Manage Sponsored)	12.03.2018 to 17.03.2018 (6 days)	KVK, Bagalkot	15

3.	Modern Methodologies in Sheep and Goat farming (Paid training)	03.12.18 to 05.12.18 (3 days)	KVK, Bagalkot	15
4.	Fodder Lucerne production technologies	10.08.2018 (1 day)	KVK, Bagalkot	25
4	Indigenous progesterone sponge in synchronization of estrous in sheep	27.10.2018	Kagalomba	30
5	Preservation of Green fodder by silage making	29.11.2018	Bavalatti	30

2) Method demonstration

Sl. No.	Name of the Method demonstration	Duration with dates	Place	No. of Participants
1.	Silage Making	01.06.2018	KVK Bagalkot	30
2.	Making of Hybrid Napier Cuttings and planting	10.08.2018	KVK Bagalkot	25
3.	Silage making in drums	18.08.2018	KVK Bagalkot	23
4.	Silage Making	01/06/2018	KVK Bagalkot	30
5	Silage making in drums	20.09.18	KVK Bagalkot	25
6	Making of Hybrid Napier Cuttings and planting	20.09.18	KVK Bagalkot	25
7	Silage making in drums	26.10.2018	KVK Bagalkot	22
8	Synchronization of estrous using indigenous Progesterone sponge	27.10.18	KVK Bagalkot	25

3) Front Line Demonstrations on fodder varieties and cultivation practices

Sl.No.	Title	Season / Date	No of Demos
1.	Demonstration of high yielding multi-cut green fodder varieties	Rabi 2018	10
2.	Introduction of high yielding multicut lucerne	Kharif 2018	10
3.	Demonstration on Preservation of green fodder by silage making	Rabi 2018	10

Uptake, Spread and Benefits

Increase in knowledge level

Pre and post test knowledge tests were conducted in each training on sheep and goat rearing. The structure prepared for this purpose was used to elicit the information. There were 4 main subheadings in the schedule consisting of knowledge on breeds, shelter, health and feed and fodder. Gain in knowledge with respect to scientific sheep and goat management practices is presented in following table.

Gain in Knowledge by Trainees / farmers (n=173)

Knowledge /Activities on Sheep/goat farming	Before training	After training	Percentage gain in knowledge
1. Selection of suitable breeds			
2. Osmanabadi Goat	75	161	49.71
3. Sirohi Goat	60	149	51.45
3.Yalaga Sheep	69	163	54.34
4. Kenguri Sheep	53	154	58.38
5. Deccani Sheep	45	139	54.34
2. Animal shelter			
1.Normal/ traditional shelter	97	165	39.31
2.Elevated floor model	47	158	64.16
3. Feed and fodder			
1.Cultivation of perennial grass	89	153	36.99
2.Cultivation of perennial legumes	56	151	54.91
3. Silage making	45	141	55.49
4. Animal Health			
1. Different diseases and symptoms	23	145	70.52
2. Vaccination	52	141	51.45
3. Deworming	48	157	63.01

Farmers have gained knowledge on scientific sheep and goat farming after the training program. It is found that farmers have the less knowledge on animal health aspect especially on different disease, deworming and vaccination. Initially they don't have much knowledge on different breeds and elevated floor structure.

Adaption

No of Farmers trained	173
No of farmers newly started S/G Enterprise	69
Expansion/improvement of earlier S/G Enterprise	22
No of animals 5- 20	33
20-50	19
50-100	13
>100	5
Bank loan benefited	26
Ram fattening farms (Male sheep farming)	42
Animal shed with Elevated floor	6
Gross and legume fodder cultivation	42
Silage making	27
Avg. net Income / yr (For 10 animals)	Rs. 30,000/-

All the trainees were contacted through phone calls to get feedback. About 20% of the trainees could not be contacted through mobile. Of the 138 available trainees, 50% have adopted the technologies learnt in the training. Through it is not complete adoption majority practiced vaccination, breed selection, shed construction and fodder cultivation. About 40 percent of trained farmers newly started the sheep and goat enterprise. Nearly half of them started with small scale unit ranging from 5 to 20 animals. Twenty seven percent of trainees started with medium scale starting ranging from 20 to 50 animals. Eighteen percent started sheep and goat farming with 50 to 100 animals. Four to five percent started the large scale unit with more than 100 animals. Interestingly among farmers who started sheep and goat farming sixty percent started with ram fattening, i.e., rearing lamb aged 3-4 months and rearing up to 10-12 months. It's an 'all in and all out' system means all the animals purchased in the same lot and sold at once.

Three farmers adopted the estrous synchronization practices demonstrated to them and has achieved breeding efficiency of 3 lambing for 2 years where as those who had not achieved 1 lambing per year.

Farmers who had adopted vaccination and deworming programs had less incidence of disease and lamb mortalities in their herds. The disease incidence reduced from 25% to 15% and lamb mortalities reduced from 20% to 10%.

The impact of trainings in adoption of fodder crops has also been supported by the sale of fodder cuttings and azolla culture. Nearly 30000 fodder cuttings (DHN-6 and CO-4) which is sufficient for two ha and 145 kg azolla culture has been sold to the farmers. The fodder and azolla they carry is also for self propagation.

Amingad and Kerur APMC markets which are located within the radius of 50-80 KM and weekly shandies are the main markets. With the increasing trend in sheep and goat rearing an NGO by name Future Greens in Bagalkot has started a satellite model for purchasing sheep and goat based on live body weight basis, which is first of its kind in Karnataka state where sheep and goats are marketed on live body weight basis, Hence the farmers are economically benefited.

The KVK is utilizing the vast practical experience of the successful farmers during training for the benefit of farming community in the district and neighboring district. Exposure visits during training will be arranged to successful sheep farms established by ex-trainees.



PART XIII - LINKAGES**13A. Functional linkage with different organizations**

Name of organization	Nature of linkage
University of Agricultural Sciences, Dharwad	Technical Resource / Guidance
University of Horticultural Sciences, Bagalkot	Technical Resource / Guidance
Karnataka State Department Of Agriculture Agriculture Research Station	Identification of beneficiaries for trainings and joint diagnostic survey, Meetings Technical Resource and exposure visits
Karnataka State Department Of Horticulture	Joint diagnostic survey, Meetings, Trainings to the farmers and extension functionaries, implementation of NHM activities, NHB
Karnataka State Forest Department	Joint diagnostic survey, Meetings, Trainings, Participation in Vanamahotsava etc.,
Syndicate bank Bagalkot (Lead Bank)	SHGs, Financial assistance
SBM Bagalkot	SHGs, Financial assistance
SBI Bagalkot	SHGs, Financial assistance
Corporation Bank Bagalkot	SHGs, Financial assistance,
District statistical department	Statistical data collection
All higher secondary schools and collages	Trainings and extension activities (Youths)
District Social forestry office	Integrated waste land development programme, JFPM project, Meetings
NABARD	Agriculture and rural credit assistance, Farmers club
Pest control of India	Supply of bio-control agents
Irrigation department	Soil and water conservation
Sericulture department	Technical resource, Identification of beneficiaries for trainings and joint diagnostic survey, Meetings
Animal Husbandry	Technical assistance, IFS
BEC STEP	Technical assistance in post harvest technology
RUDSET	Assistance in taking entrepreneurship
BASIX (NGO)	Technical Resource / Guidance, Technical assistance to farmers
SEARCH	Technical Resource / Guidance, Technical assistance to farmers
OUTREACH	Technical Guidance and Seed production
IGFRI, Dharwad	Fodder seed production
Sugar Factories in the district	Technical Resource / Guidance, Technical assistance to Extension personnel and farmers
JSYS, Bagalkot	Technical assistance and training
Karnataka Milk Federation, Bagalkot	Technical assistance and training
Karnataka Farmers Resource Centre, Bagalkot	Technical assistance and training
ICICI Bank	For technical support & trainings
E and Y	Drip to market agri corridor – Technical support

NB The nature of linkage should be indicated in terms of joint diagnostic survey, joint implementation, participation in meeting, contribution received for infrastructural development, conducting training programmes and demonstration or any other

13B. List of special programmes undertaken by the KVK and operational now, which have been financed by State Govt./Other Agencies

Name of the scheme	Date/ Month of initiation	Funding agency	Amount (Rs in Lakh)
FPO KVK, Linkage	July 2019	Dept of Horticulture	6.18
Seed Hub	2016-17	IIPR, Kanpur & Ministry of Agriculture & farmers welfare	150
Chemical Testing	2019	Private agency	3.5
PKVY	2019	ICAR	3.00
DAMU	2019	ICAR	6.50
ASCI	2019	Skill Council of India	3.90

13C. Details of linkage with ATMA

Coordination activities between KVK and ATMA

S. No.	Programme	Particulars	No. of programmes attended by KVK staff	No. of programmes Organized by KVK	Other remarks (if any)
01	Meetings				
02	Research projects				
03	Training programmes	On Campus training on modern Dairy		1	
		Bi monthly meeting	5		
		Fertilizer awareness programme		1	
		NADCP Programme		1	
04	Demonstrations				
05	Extension Programmes				
	Kisan Mela	Farmers day celebration and organic millet mela		1	
		Krishi Abhiyan		1	
		Field day on millets	1		
		Jal Shakthi Abhiyan		2	
		Soil day		1	
		Field day on millets	1		

		Fall army worm awareness programme in wheat	1		
		Fall army worm awareness programme in Maize	1		
		Fall army worm awareness programme in Sorghum	1		
		Organic Farming for ATMA farmers	1		
	Technology Week				
	Exposure visit				
	Exhibition				
	Soil health camps				
	Animal Health Campaigns				
	Others (Pl. specify)	Field evaluation for selection of Shresta Krishika & Krishi mahile award for Zilla & taluka level	5		
06	Publications				
	Video Films	Successful entrepreneurs	2		
	Books				
	Extension Literature	Management of fall army worm in cereals		1	
	Pamphlets				
	Others (Pl. specify)				
07	Other Activities (Pl. specify)				
	Watershed approach				
	Integrated Farm Development				
	Agri-preneurs development				

13D. Give details of programmes implemented under National Horticultural Mission

S. No.	Programme	Nature of linkage	Funds received if any Rs.	Expenditure during the reporting period in Rs.	Constraints if any

13E. Nature of linkage with National Fisheries Development Board

S. No.	Programme	Nature of linkage	Funds received if any Rs.	Expenditure during the reporting period in Rs.	Remarks

13F. Details of linkage with RKVY

S. No.	Programme	Nature of linkage	Funds received if any Rs.	Expenditure during the reporting period in Rs.	Remarks

13G. Kisan Mobile Advisory Services

Month	Message type (Text/Voice)	SMS/voice calls sent (No.)						Total SMS/Voice calls sent (No.)	Farmers benefitted (No.)
		Crop	Livestock	Weather	Marketing	Awareness	Other enterprises		
January	3	1	1	0	0	1	0	163730	163730
February	2	1	0	1	0	0	0	109303	109303
March	3	1	0	1	0	1	0	163830	163830
April	4	1	0	1	0	2	0	54661	54661
May	1	0	0	0	0	1	0	54647	54647
June	3	3	0	0	0	0	0	64663	64663
July	2	0	0	0	0	2	0	54650	54650
August	4	2	1	0	0	1	0	54607	54607
September	1	0	1	0	0	0	0	54626	54626
October	1	1	0	0	0	0	0	54609	54609
November	6	4	2	0	0	0	0	54628	54628
December	2	1	1	0	0	0	0	54628	54628
Total	32	15	6	3	0	8	0	938582	938582

PART XIV- PERFORMANCE OF INFRASTRUCTURE IN KVK

14A. Performance of demonstration units (other than instructional farm)

Sl. No.	Demo Unit	Year of establishment	Area (ha)	Details of production			Amount (Rs.)		Remarks
				Variety	Produce	Qty.	Cost of inputs	Gross income	
1	Vermicompost	2017-18				3810	24384	24384	
2	Vermiwash	2017-18				820 lit	69700	69700	
3	Azolla Unit	2017-18	1 gunta	Azolla pinnata		108.5	10850	10850	
4	Biodigester	2017-18							
5	Live Earth warms	2017-18				49 kg	14700	14700	

14B. Performance of instructional farm (Crops) including seed production

Name of the crop	Date of sowing	Date of harvest	Area (ha)	Details of production			Amount (Rs.)		Remarks
				Variety	Type of Produce	Qty.	Cost of inputs	Gross income	
Cereals									
Jawar			2			17.72	88600	88600	
Wheat			1			10.80	45360	45360	
Pulses									
Bengalgram						21.50	176300	176300	
Red gram						5.50	44550	44550	
Oilseeds									
Soyabean	06.07.2018		4			55.20	425040	425040	
Fibers									
Spices & Plantation crops									
Floriculture									
Fruits									
Vegetables									
Onion Bulbs						110	660	660	
Chilli						125	6250	6250	
Others (specify)									
Fuel woods							1450	1450	
Onion Seeds						127	152400	152400	

14C. Performance of production Units (bio-agents / bio pesticides/ bio fertilizers etc.,)

Sl. No.	Name of the Product	Qty	Amount (Rs.)		Remarks
			Cost of inputs	Gross income	
1	Pseudomonas	540	70,200	70,200	
2	Metarhizium	777	1,94,250	1,94,250	
3	Trichodemra	224	33,600	33,600	

14D. Performance of instructional farm (livestock and fisheries production)

Sl. No	Name of the animal / bird / aquatics	Details of production			Amount (Rs.)		Remarks
		Breed	Type of Produce	Qty.	Cost of inputs	Gross income	
1	Milk			4415 ltr	154525	154525	
2	Azolla			147.50 kg	14750	14750	

14E. Utilization of hostel facilities

Accommodation available (No. of beds)

Months	No. of trainees stayed	Trainee days (days stayed)	Reason for short fall (if any)
January	0	0	0
February	0	0	0
March	0	0	0
April	2	20	ASCII Skill training
May	20	20	Organic training
June	19	-	Guest & farmer
July	0	0	0
August	0	0	0
September	0	0	0
October	0	0	0
November	0	0	0
December	0	0	0

14F. Database management

S.No	Database target	Database created
1	Farmer database	Farmer database

15.2 District Agriculture Meteorological Unit (DAMU)

Sl No.	Agro advisories			Farmers awareness programmes	
	No of Agro advisories generated	No of farmers registered for agro advisories	No of farmers benefitted	No of programmes	No of farmers benefitted
1	Initiated in the month of December	55000	0		
2					
3					
4					

15.3 Fertilizer awareness programme 2019

State	Name of KVK	Details of Activities/programme Organised	Number of Chief Guests	No. of Farmers attended program	Total participants
Karnataka	KVK-Bagalkote	Soil Health & Fertility Management Lecture & Exhibition	5	57	62

--	--	--	--	--	--	--	--	--	--	--

PART XVI - FINANCIAL PERFORMANCE

16A. Details of KVK Bank accounts

Bank account	Name of the bank	Location	Branch code	Account Name	Account Number	MICR Number	IFSC Number
With Host Institute							
With KVK	State Bank of India, Bagalkot	Bagalkot	812	KVK Account	36905791678	587002002	SBIN0000812
With KVK	State Bank of India, Bagalkot	Bagalkot	812	Pulse seed hub	36905783179	587002002	SBIN0000812
With KVK	State Bank of India, Bagalkot	Bagalkot	812	Revolving Fund	36951067025	587002002	SBIN0000812

16B. Utilization of KVK funds during the year 2018-19(Rs. in lakh)

S. No.	Particulars	Sanctioned	Released	Expenditure
A. Recurring Contingencies				
1	Pay & Allowances	9237000	9237000	8481188
2	Traveling allowances	150000	150000	130450
3	Contingencies			
A	Stationery, telephone, postage and other expenditure on office running, publication of Newsletter and library maintenance (Purchase of News Paper & Magazines)	285000	285000	284891
B	EDP/Innovative activities	16000	16000	8100
C	POL, repair of vehicles, tractor and equipments	198000	198000	197939
D	Soil and Water testing and issue of soil Health cards	25000	25000	24434
E	Meals/refreshment for trainees (ceiling upto Rs.40/day/trainee be maintained)	104000	104000	100850
F	Training material (posters, charts, demonstration material including chemicals etc. required for conducting the training)	65000	65000	63935
G	Farmers Field School	30000	30000	28783
H	Frontline demonstration except oilseeds and pulses (minimum of 30 demonstration in a year)	337000	337000	280717
I	Extension Activities including world Soil health day	70000	70000	64134
J	On farm testing (on need based, location specific and newly generated information in the major production systems of the area)	82000	82000	69276
K	Training of extension functionaries	8000	8000	7950

<i>L</i>	Maintenance of buildings	50000	50000	48857
<i>M</i>	Library	5000	5000	2351
TOTAL (A)		1,06,62,000	1,06,62,000	97,93,855
B. Non-Recurring Contingencies				
1	Works			
2	Equipment including SWTL & Furniture			
3	Vehicle (Four wheeler/Two wheeler, please specify)	800000	8,00,000	-
4	Library (Purchase of assets like books & journals)			
TOTAL (B)		1,14,62,000	1,14,62,000	97,93,855
C. REVOLVING FUND				
GRAND TOTAL (A+B+C)				

16C. Status of revolving fund (Rs. in lakh) for the last three years

Year	Opening balance as on 1 st April	Income during the year	Expenditure during the year	Net balance in hand as on 1 st April of each year
April 2016 to March 2017	17,17,002	32,75,470	16,33,881	33,58,591
April 2017 to March 2018	33,58,591	17,96,057	15,65,801	35,88,846
April 2018 to March 2019	35,88,846	25,19,435	17,09,061	43,99,220

17. Details of HRD activities attended by KVK staff

Name of the staff	Designation	Title of the training programme	Institute where attended	Dates
Dr. S. Sudha	Scientist (Plant Pathology)	Presentation skill for professional excellence	EEL, Hyderabad	11.06.2019 to 15.06.2019
Dr. Venkanna Balaganur	Scientist (Animal Science)	Training of Trainers Programme	GKVK, Bengaluru	20.11.2019 to 22.11.2019
Dr. M .R. Kammar	SS&H	MDP training programme	ATARI, Bengaluru	4-8 January 2019
Dr. Dinesh Kumar S.P.	Scientist (Agronomy)	Orientation-cum-Training programme on “Drought Proofing Action Plan for Bagalkot District”	UAS, Dharwad	08-03-2019
Dr. Dinesh Kumar S.P.	Scientist (Agronomy)	Training on “Alternate Crop and Cropping System and Agro Advisory Based on Weather”	UAS, Dharwad	12-07-2019
Dr. Dinesh Kumar S.P.	Scientist (Agronomy)	Nutri-Garden Workshop	KVK, Herehalli (Tumakur)	05-08-2019

18. Please include any other important and relevant information which has not been reflected above (write in detail).